

THE ICSID CASELOAD – STATISTICS

The ICSID Caseload – Statistics

(Issue 2010-2)

This document is intended to provide an updated profile of the ICSID caseload, historically and for the Centre's Fiscal Year 2010, covering the period from July 1, 2009 to June 30, 2010. It is based on cases registered or administered by ICSID as of June 30, 2010. The ICSID Secretariat will continue to update this information on a bi-annual basis.

Akin to the inaugural issue (2010-1), the analysis examines: (1) the number of cases registered under the ICSID Convention and Additional Facility Rules; (2) the number of other cases administered by ICSID; (3) the basis of consent to ICSID jurisdiction invoked in registered arbitration and conciliation cases; (4) the geographic distribution of ICSID cases by the State party to the dispute; (5) the economic sectors involved in ICSID disputes; (6) the outcomes in ICSID arbitration and conciliation proceedings; and (7) the nationality and geographic origins of arbitrators, conciliators and *ad hoc* committee members appointed in ICSID proceedings.

The Secretariat would like to take this opportunity to thank government officials, practitioners, arbitrators and academics for their feedback following the first issue of this publication.

The Secretariat continues to welcome any comments or suggestions, which should be addressed to the Secretariat by email to ICSIDsecretariat@worldbank.org.

TABLE OF CONTENTS¹

PART I - ALL CASES REGISTERED AND ADMINISTERED BY ICSID

1. Map of the ICSID Contracting States and Other Signatories to the ICSID Convention as of June 30, 2010	6
2. Cases Registered by ICSID	7
Chart 1: Total Number of ICSID Cases Registered by Year	7
Chart 2: Number of Cases Registered by Year under the ICSID Convention and Additional Facility Rules	8
Chart 3: Type of Proceeding Registered under the ICSID Convention and Additional Facility Rules	8
3. Non-ICSID Cases Administered by the ICSID Secretariat	9
Chart 4: Number of Non-ICSID Cases Administered by the ICSID Secretariat over the Past Ten Fiscal Years ²	9
4. Basis of Consent Invoked to Establish ICSID Jurisdiction in Registered ICSID Cases	10
Chart 5: Basis of Consent Invoked to Establish ICSID Jurisdiction in Registered ICSID Cases	10
5. Geographic Distribution of All ICSID Cases by State Party Involved	11
Chart 6: Geographic Distribution of All ICSID Cases by State Party Involved	11
6. Distribution of All ICSID Cases by Economic Sector	12
Chart 7: Distribution of All ICSID Cases by Economic Sector	12
7. ICSID Arbitration and Conciliation Proceedings – Outcomes	13
Chart 8: Arbitration Proceedings under the ICSID Convention and Additional Facility Rules – Outcomes	13
Chart 9: Arbitration Proceedings under the ICSID Convention and Additional Facility Rules – Awards	13
Chart 10: Conciliation Proceedings under the ICSID Convention – Outcomes	14
Chart 11: Conciliation Proceedings under the ICSID Convention – Commission Reports	14
8. Arbitrators, Conciliators and <i>ad hoc</i> Committee Members Appointed in ICSID Cases	15
Chart 12: Arbitrators, Conciliators and <i>ad hoc</i> Committee Members Appointed in ICSID Cases – Distribution of Appointments by Geographic Region	15
Chart 13: Arbitrators, Conciliators and <i>ad hoc</i> Committee Members Appointed in ICSID Cases – Distribution of Appointments by ICSID and by the Parties (or Party-appointed Arbitrators) by Geographic Region	16
Chart 14: Nationality of Arbitrators, Conciliators and <i>ad hoc</i> Committee Members Appointed in ICSID Cases	17

¹ The data is based on ICSID statistics as of June 30, 2010.

² The ICSID Fiscal Year covers the period July 1 to June 30.

PART II - CASES REGISTERED AND ADMINISTERED BY ICSID IN FISCAL YEAR 2010 (FY2010)³

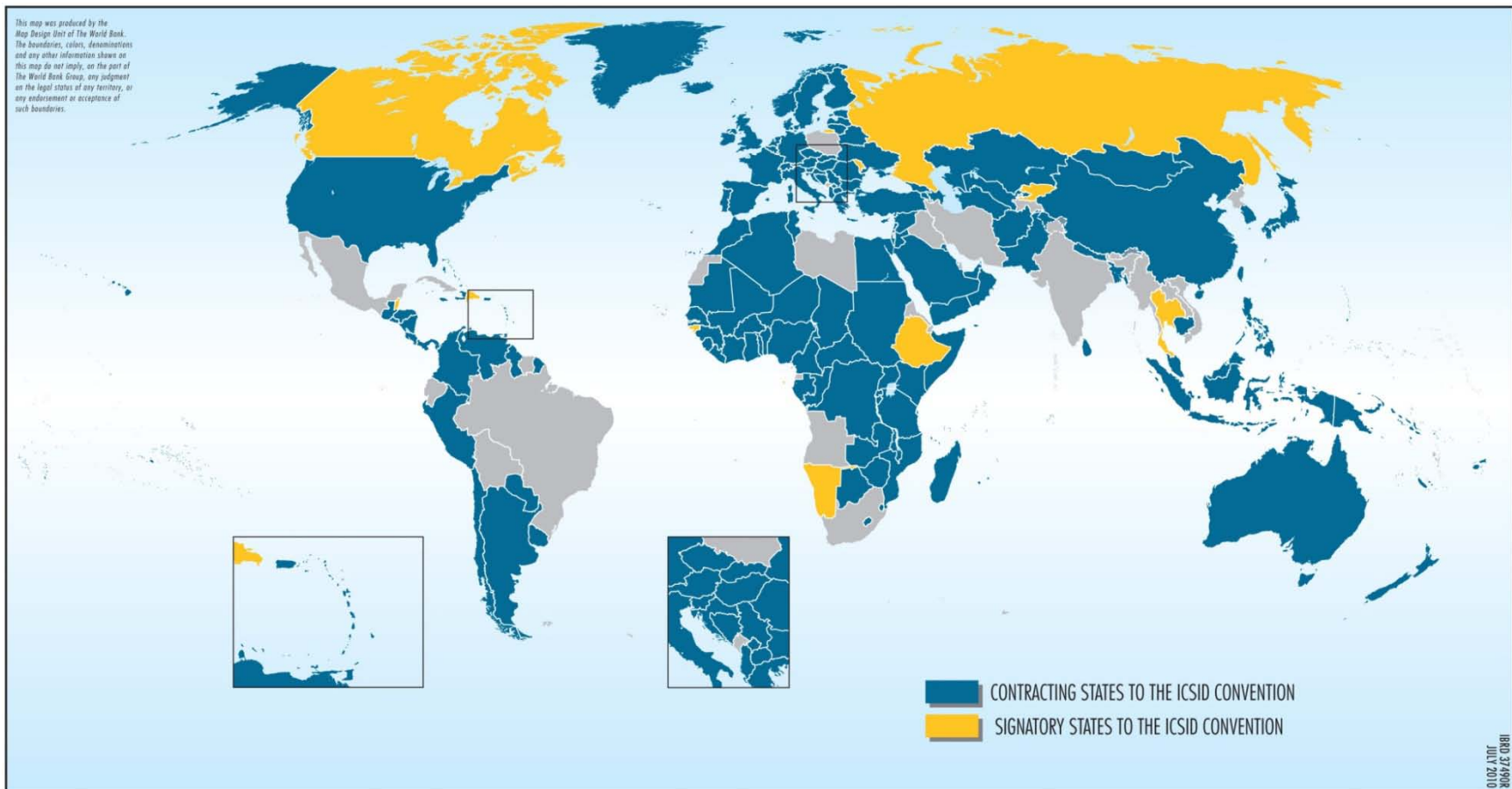
1. Cases Registered by ICSID in FY2010	19
Chart 1: Number of Cases Registered under the ICSID Convention and Additional Facility Rules in FY2010	19
2. Non-ICSID Cases Administered by the ICSID Secretariat in FY2010	19
Chart 2: Number of Non-ICSID Cases Administered by the ICSID Secretariat in FY2010	19
3. Basis of Consent Invoked to Establish ICSID Jurisdiction in Cases Registered in FY2010	20
Chart 3: Basis of Consent Invoked to Establish ICSID Jurisdiction in Cases Registered in FY2010	20
4. Geographic Distribution of ICSID Cases Registered in FY2010 by State Party Involved	21
Chart 4: Geographic Distribution of ICSID Cases Registered in FY2010 by State Party Involved	21
5. Distribution of ICSID Cases Registered in FY2010 by Economic Sector	22
Chart 5: Distribution of ICSID Cases Registered in FY2010 by Economic Sector	22
6. ICSID Arbitration Proceedings Concluded in FY2010 – Outcomes	23
Chart 6: Arbitration Proceedings under the ICSID Convention and Additional Facility Rules concluded in FY2010 – Outcomes	23
Chart 7: Arbitration Proceedings under the ICSID Convention and Additional Facility Rules concluded in FY2010 – Awards	23
7. Arbitrators and <i>ad hoc</i> Committee Members Appointed in ICSID Cases in FY2010	24
Chart 8: Arbitrators and <i>ad hoc</i> Committee Members Appointed in ICSID Cases in FY2010 – Distribution of Appointments by Geographic Region	24
Chart 9: Arbitrators and <i>ad hoc</i> Committee Members Appointed in ICSID Cases in FY2010 – Distribution of Appointments by ICSID and by the Parties (or Party-appointed Arbitrators) by Geographic Region	25
Chart 10: Nationality of Arbitrators and <i>ad hoc</i> Committee Members Appointed in ICSID Cases in FY2010	26

³ The ICSID Fiscal Year covers the period July 1 to June 30.

PART I

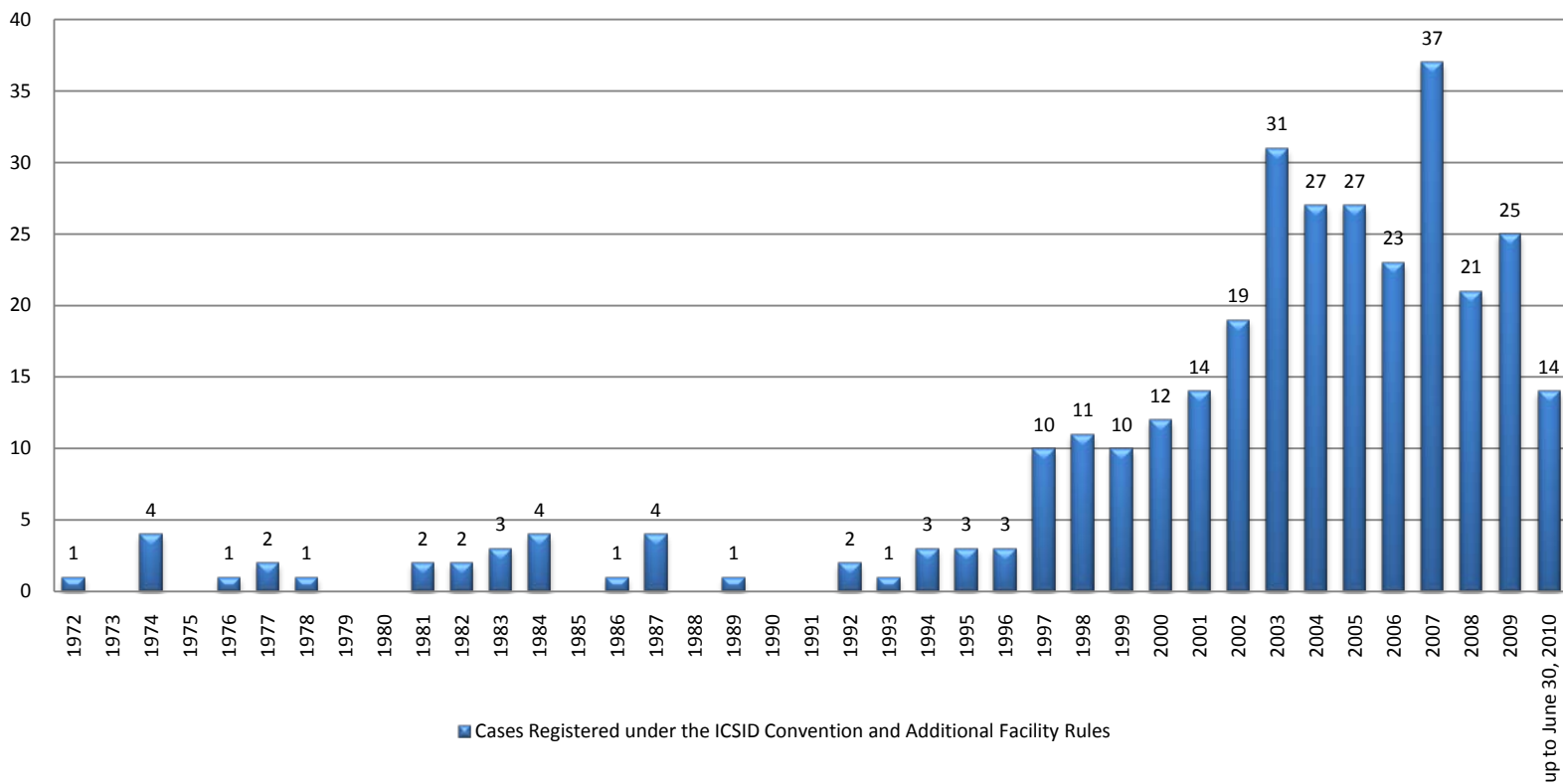
ALL CASES REGISTERED AND ADMINISTERED BY ICSID

1. Map of the ICSID Contracting States and Other Signatories to the ICSID Convention as of June 30, 2010



2. Cases Registered by ICSID

Chart 1: Total Number of ICSID Cases Registered by Year:



As of June 30, 2010, ICSID had registered 319 cases under the ICSID Convention and Additional Facility Rules.

Chart 2: Number of Cases Registered by Year under the ICSID Convention and Additional Facility Rules:

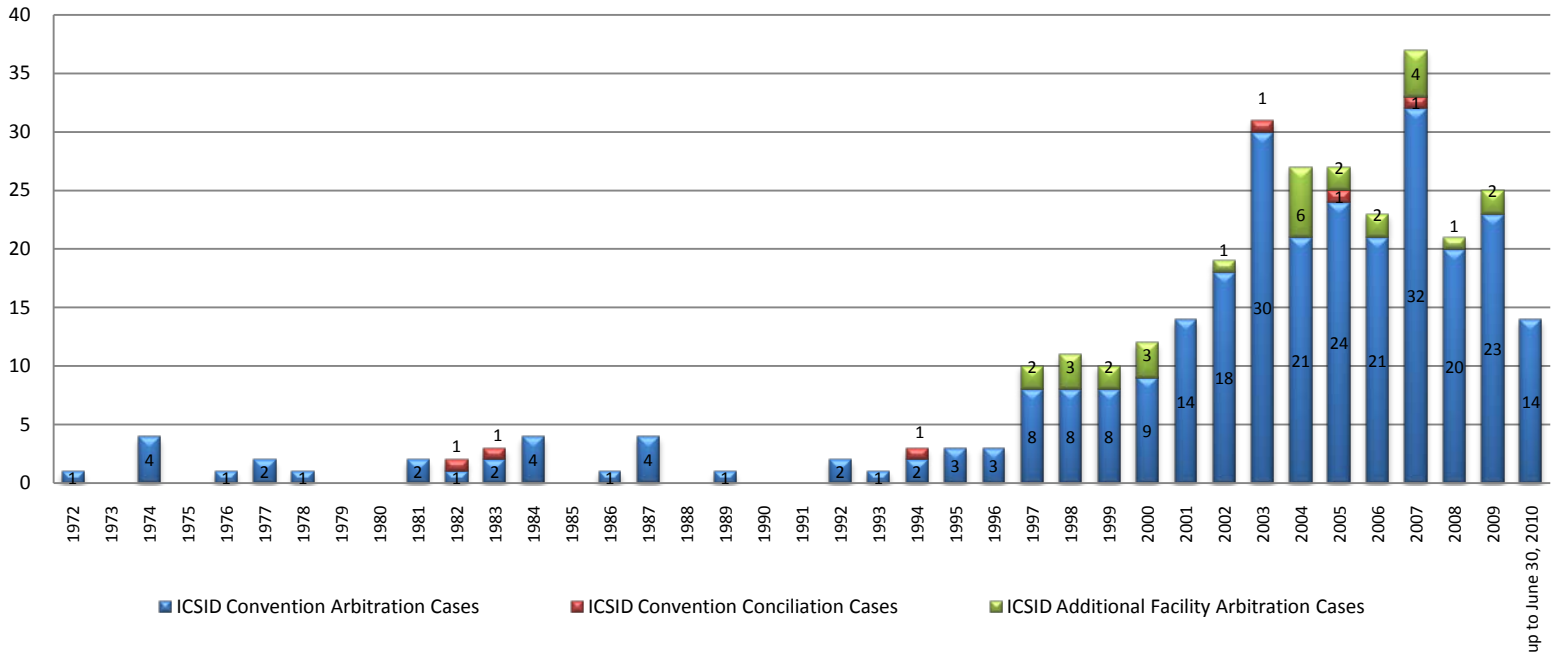
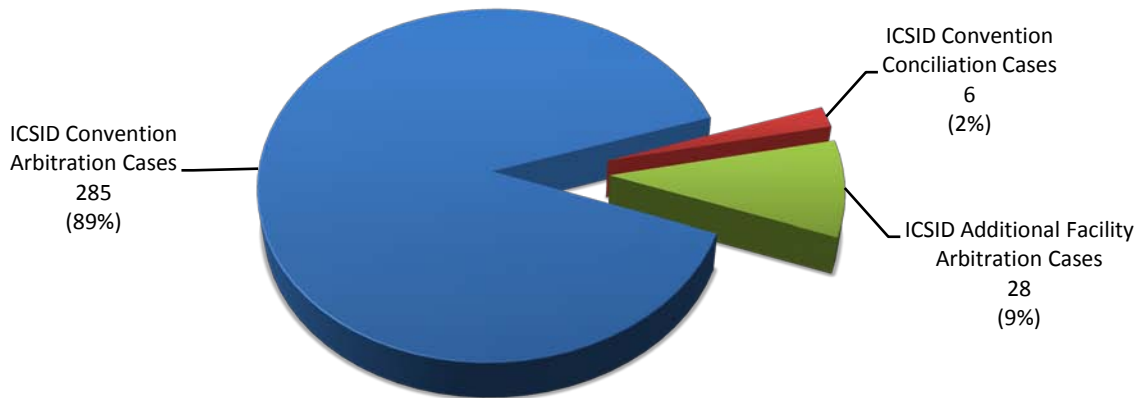
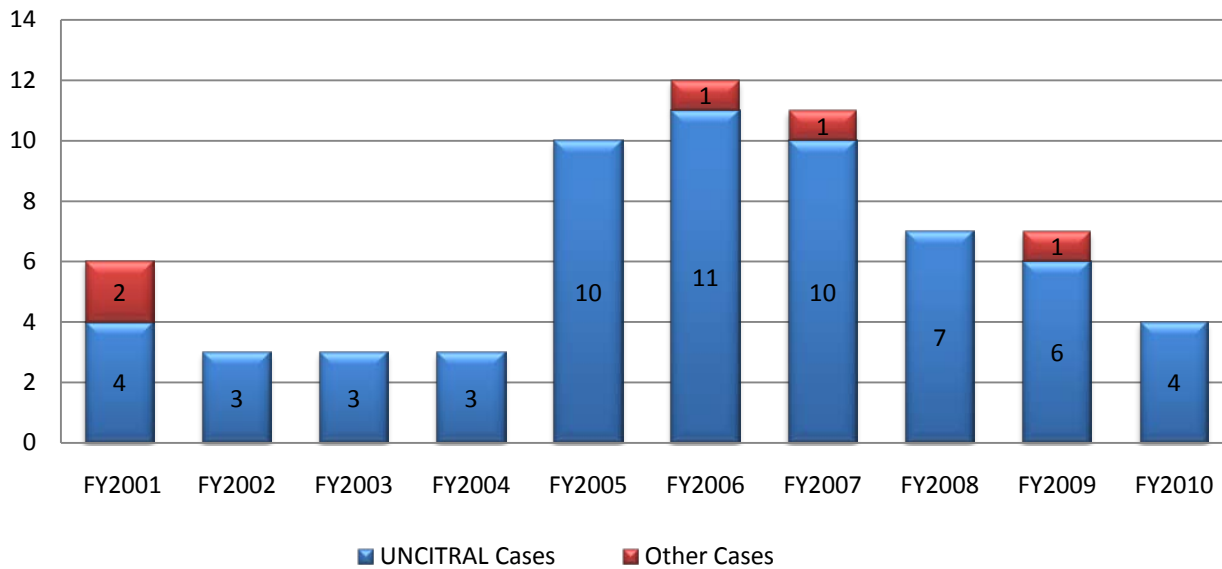


Chart 3: Type of Proceeding Registered under the ICSID Convention and Additional Facility Rules:



3. Non-ICSID Cases Administered by the ICSID Secretariat

Chart 4: Number of Non-ICSID Cases Administered by the ICSID Secretariat over the Past Ten Fiscal Years:

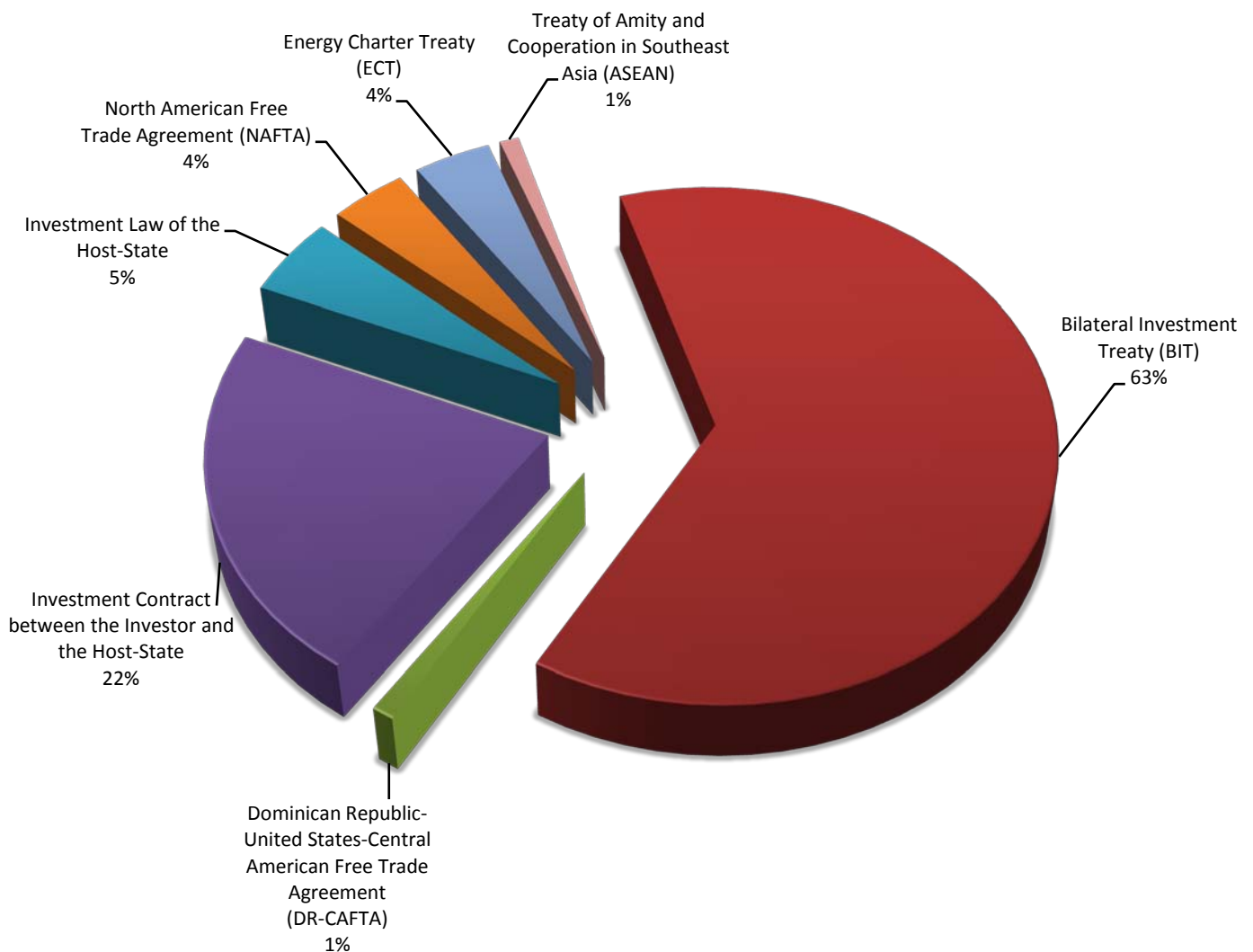


The ICSID Secretariat provides various levels of administrative support for non-ICSID dispute settlement in State-State or investor-State proceedings. The Centre also frequently acts as an appointing authority for arbitrator appointments, and decides proposals for disqualification of an arbitrator in proceedings conducted under the UNCITRAL arbitration rules.

Among the cases the Centre administered in the past decade are the *Southern Bluefin Tuna* case (Australia and New Zealand v. Japan), an expert determination proceeding under the Indus Waters Treaty of 1960, and an arbitration under the Softwood Lumber Agreement of 2006 (United States v. Canada).

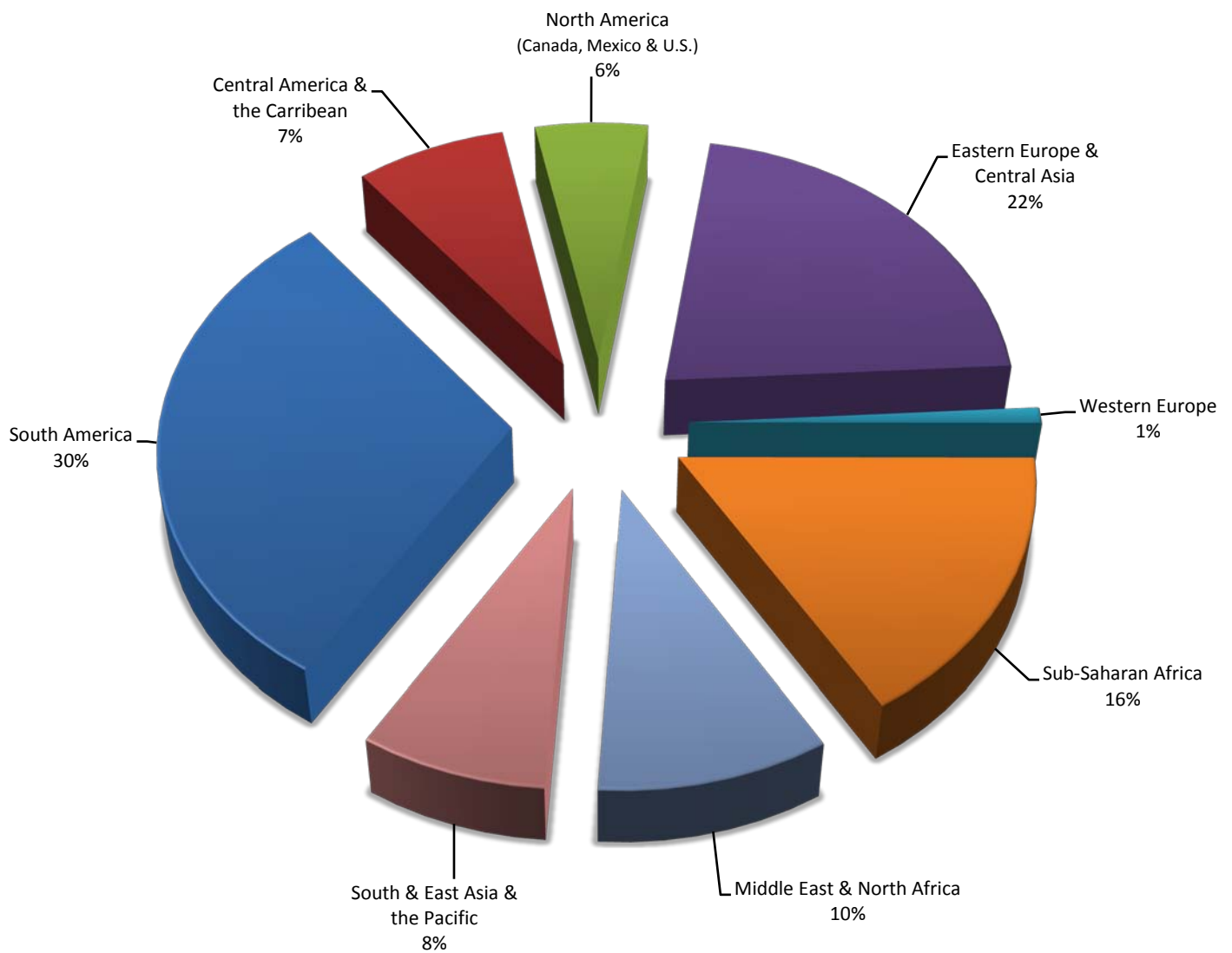
4. Basis of Consent Invoked to Establish ICSID Jurisdiction in Registered ICSID Cases

Chart 5: Basis of Consent Invoked to Establish ICSID Jurisdiction in Registered ICSID Cases:



5. Geographic Distribution of All ICSID Cases by State Party Involved

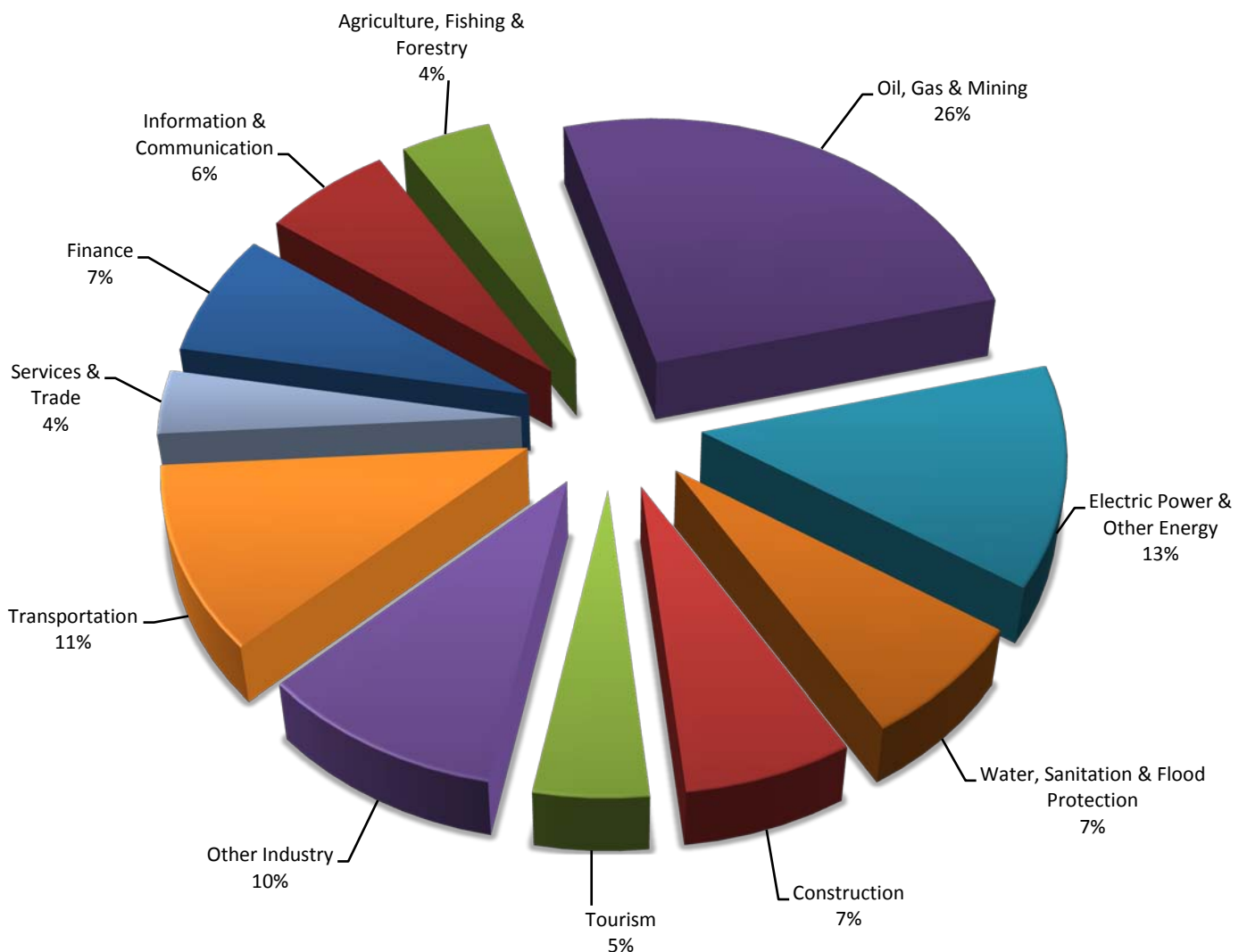
Chart 6: Geographic Distribution of All ICSID Cases by State Party Involved*:



* The classification of the geographic regions above is based on the World Bank's regional system, available at <http://web.worldbank.org/WBSITE/EXTERNAL/COUNTRIES/0,,pagePK:180619~theSitePK:136917,00.html>, and also includes World Bank donor countries.

6. Distribution of All ICSID Cases by Economic Sector

Chart 7: Distribution of All ICSID Cases by Economic Sector*:



* This sector classification is based on the World Bank's sector codes, which are available at <http://siteresources.worldbank.org/PROJECTS/Resources/SectorCodesLists.pdf>.

7. ICSID Arbitration and Conciliation Proceedings – Outcomes

Chart 8: Arbitration Proceedings under the ICSID Convention and Additional Facility Rules – Outcomes:




Chart 9: Arbitration Proceedings under the ICSID Convention and Additional Facility Rules – Awards:



Chart 10: Conciliation Proceedings under the ICSID Convention – Outcomes:


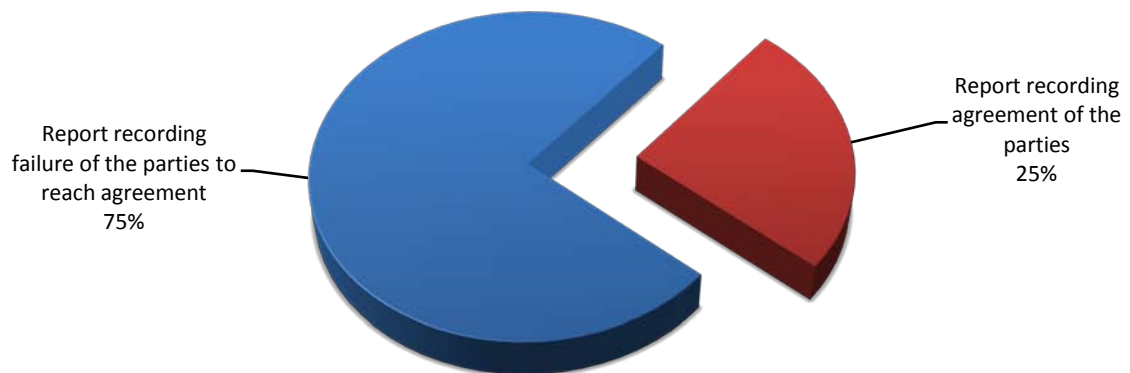
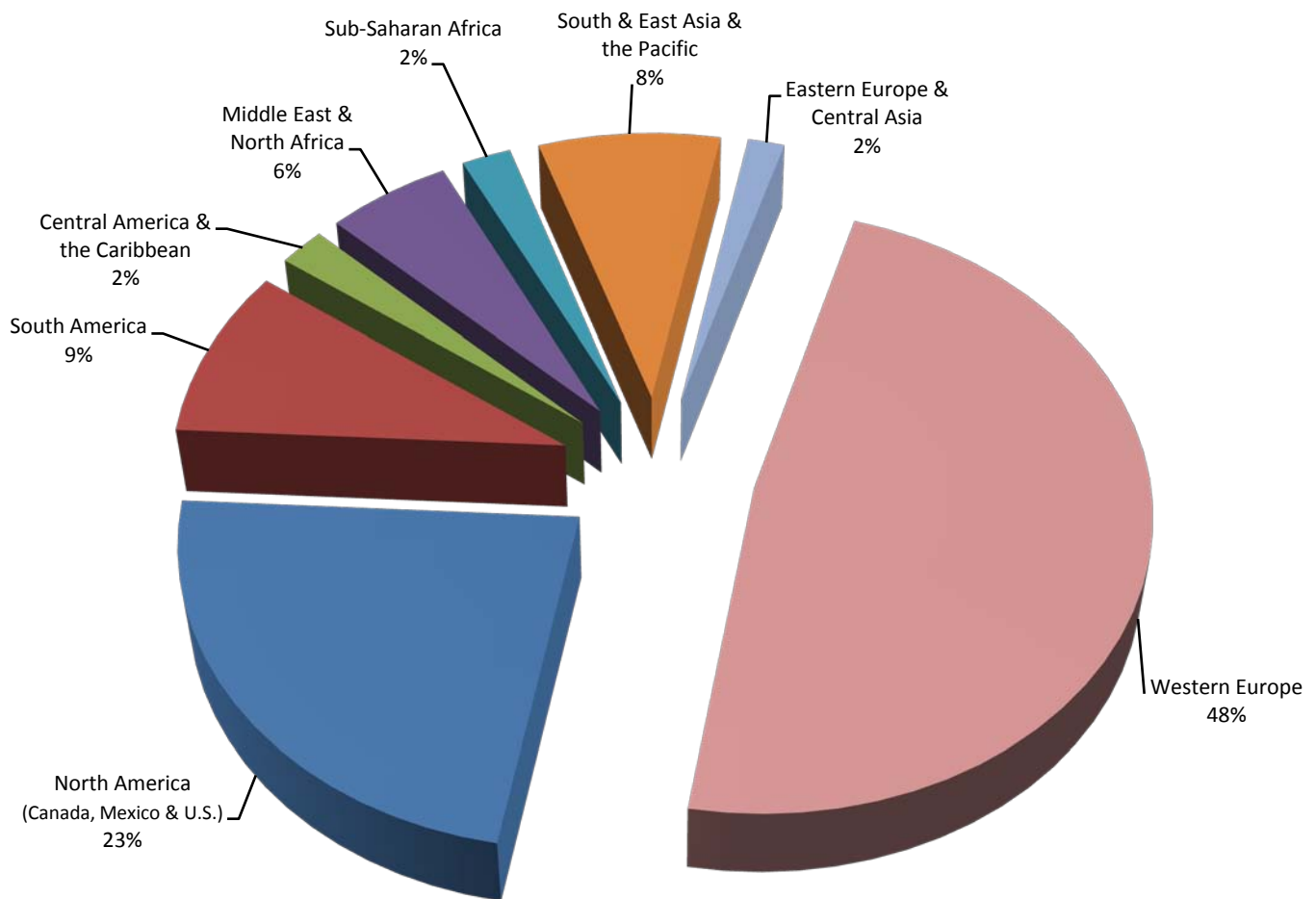


Chart 11: Conciliation Proceedings under the ICSID Convention – Commission Reports:



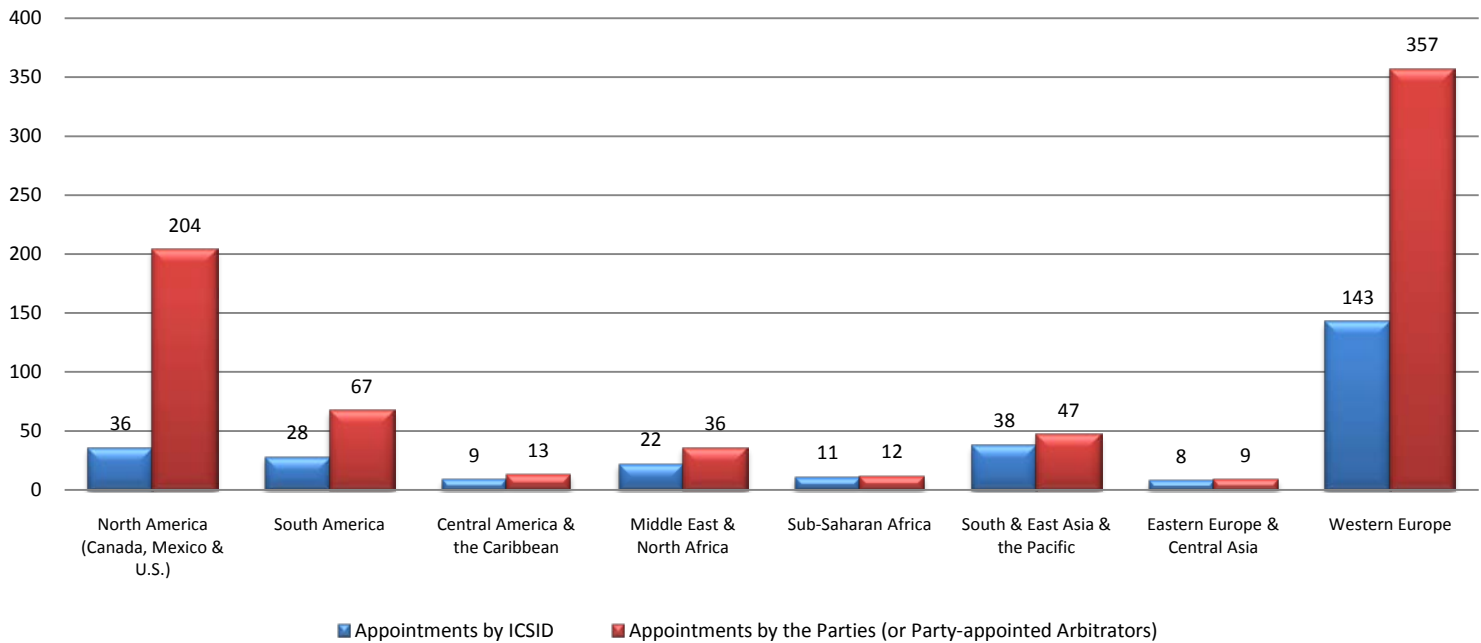
8. Arbitrators, Conciliators and *ad hoc* Committee Members Appointed in ICSID Cases

Chart 12: Arbitrators, Conciliators and *ad hoc* Committee Members Appointed in ICSID Cases – Distribution of Appointments by Geographic Region*:



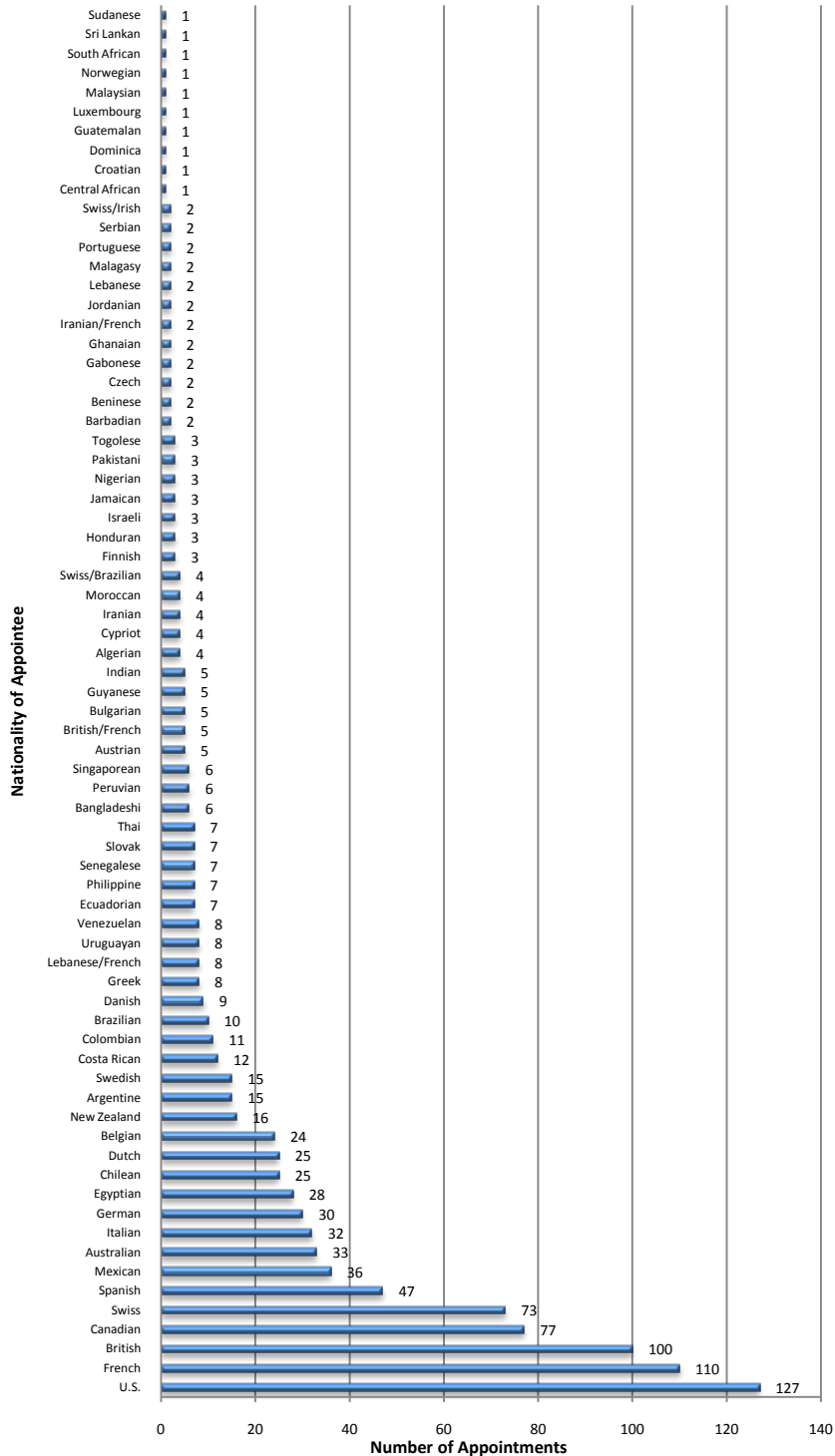
* The classification of the geographic regions above is based on the World Bank's regional system, available at <http://web.worldbank.org/WBSITE/EXTERNAL/COUNTRIES/0,,pagePK:180619~theSitePK:136917,00.html>, and also includes World Bank donor countries.

Chart 13: Arbitrators, Conciliators and *ad hoc* Committee Members Appointed in ICSID Cases – Distribution of Appointments by ICSID and by the Parties (or Party-appointed Arbitrators) by Geographic Region*:



* The geographical classification is based on the World Bank's regions as set forth at <http://web.worldbank.org/WBSITE/EXTERNAL/COUNTRIES/0,,pagePK:180619~theSitePK:136917,00.html>, and also includes World Bank donor countries.

Chart 14: Nationality of Arbitrators, Conciliators and *ad hoc* Committee Members Appointed in ICSID Cases:

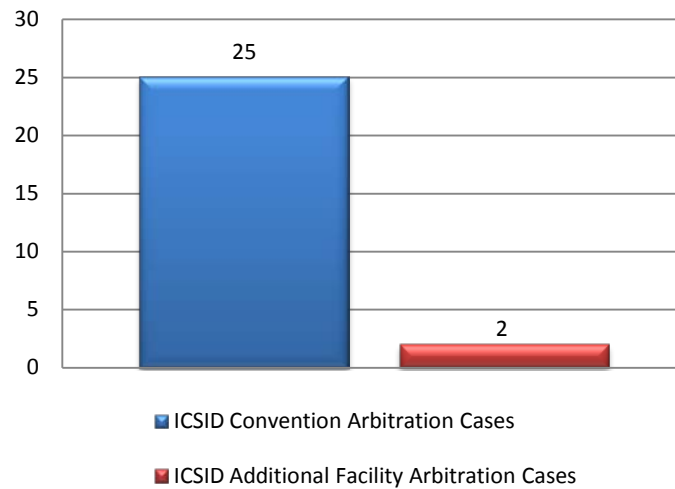


PART II

CASES REGISTERED AND ADMINISTERED BY ICSID IN FISCAL YEAR 2010 (FY2010)

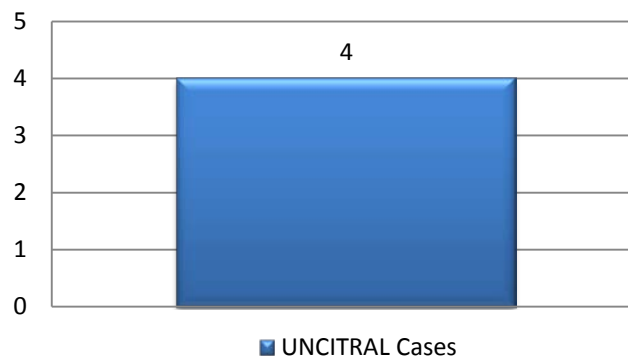
1. Cases Registered by ICSID in FY2010

Chart 1: Number of Cases Registered under the ICSID Convention and Additional Facility Rules in FY2010:



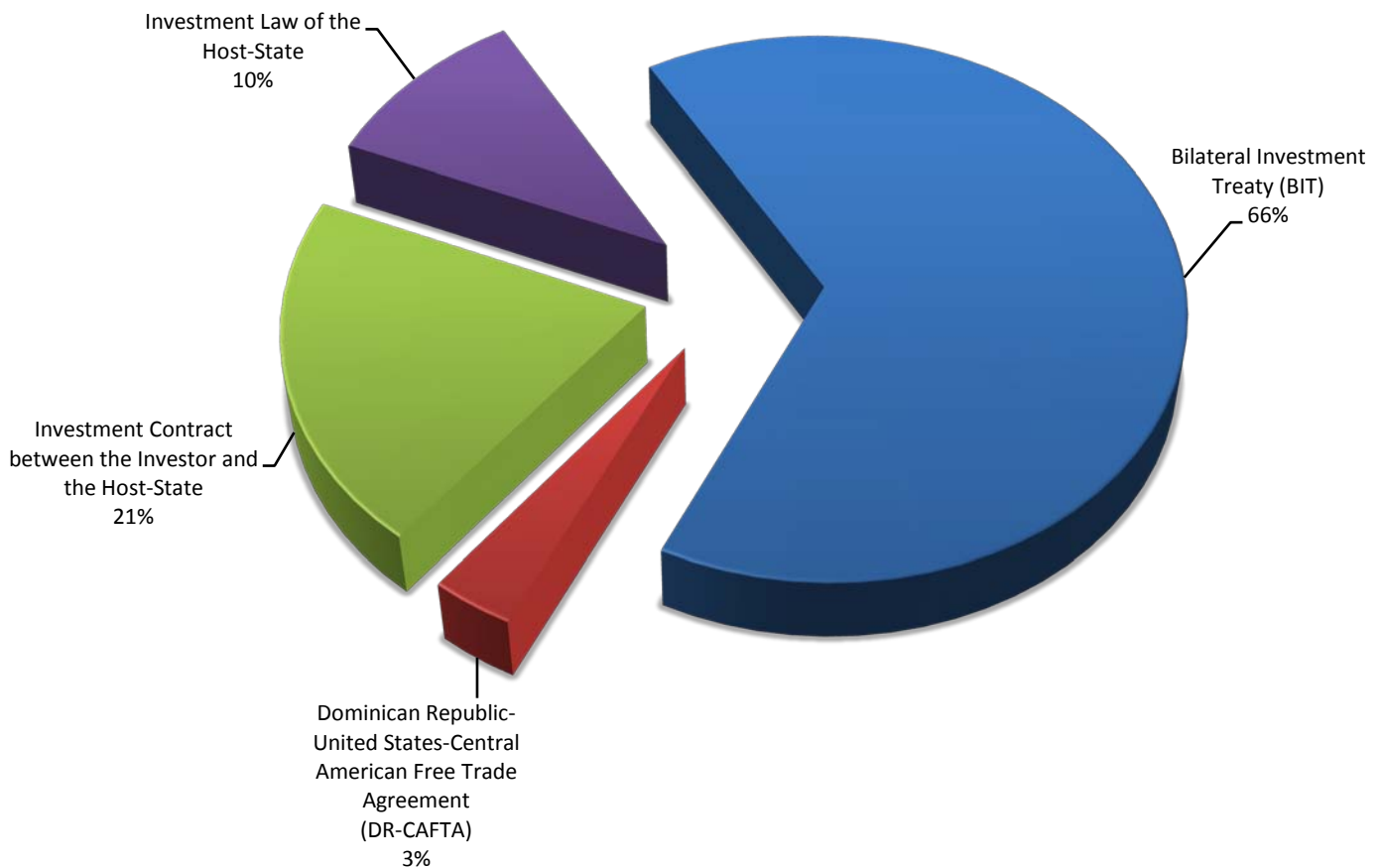
2. Non-ICSID Cases Administered by the ICSID Secretariat in FY2010

Chart 2: Number of Non-ICSID Cases Administered by the ICSID Secretariat in FY2010:



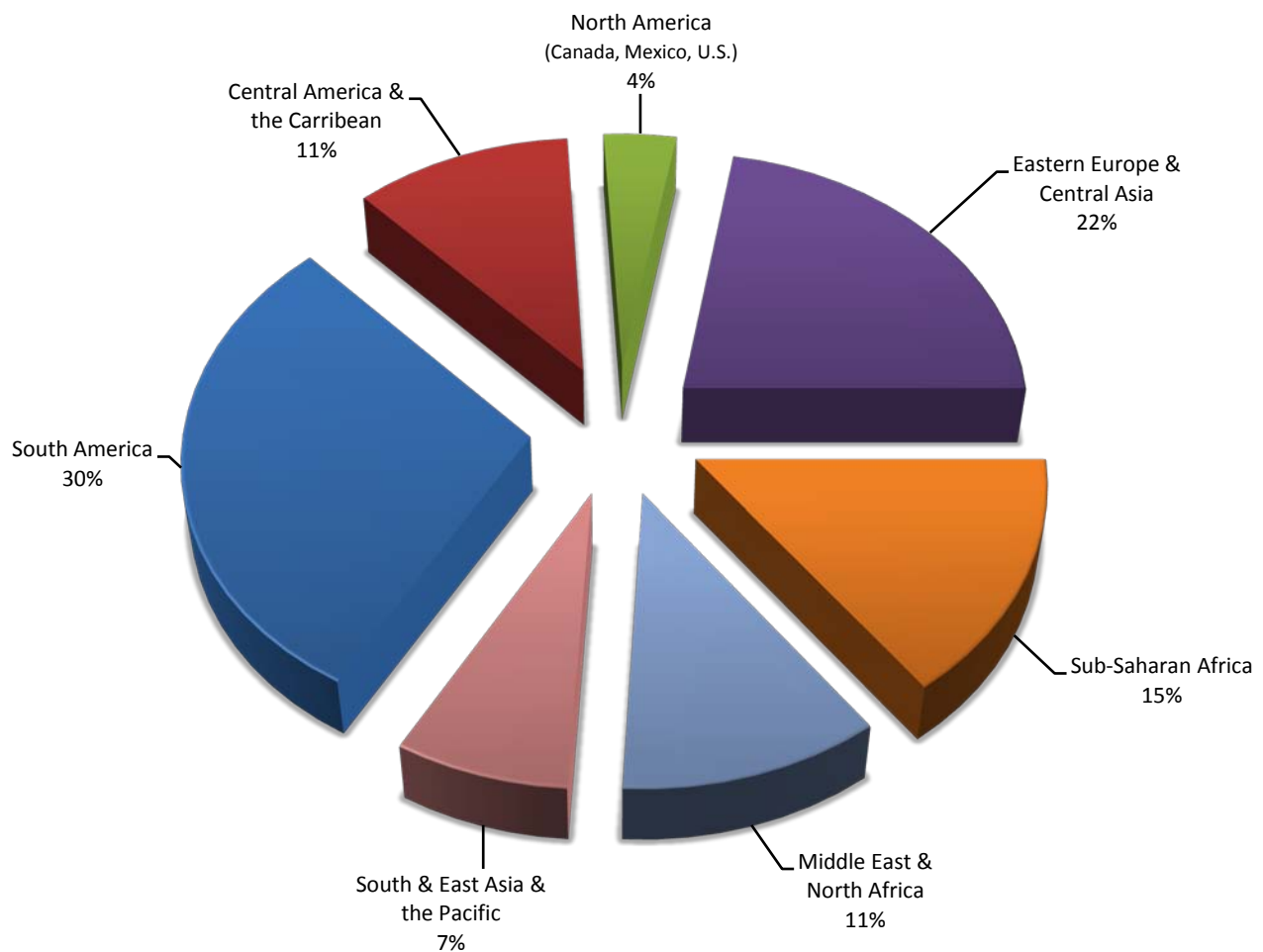
3. Basis of Consent Invoked to Establish ICSID Jurisdiction in Cases Registered in FY2010

Chart 3: Basis of Consent Invoked to Establish ICSID Jurisdiction in Cases Registered in FY2010:



4. Geographic Distribution of ICSID Cases Registered in FY2010 by State Party Involved

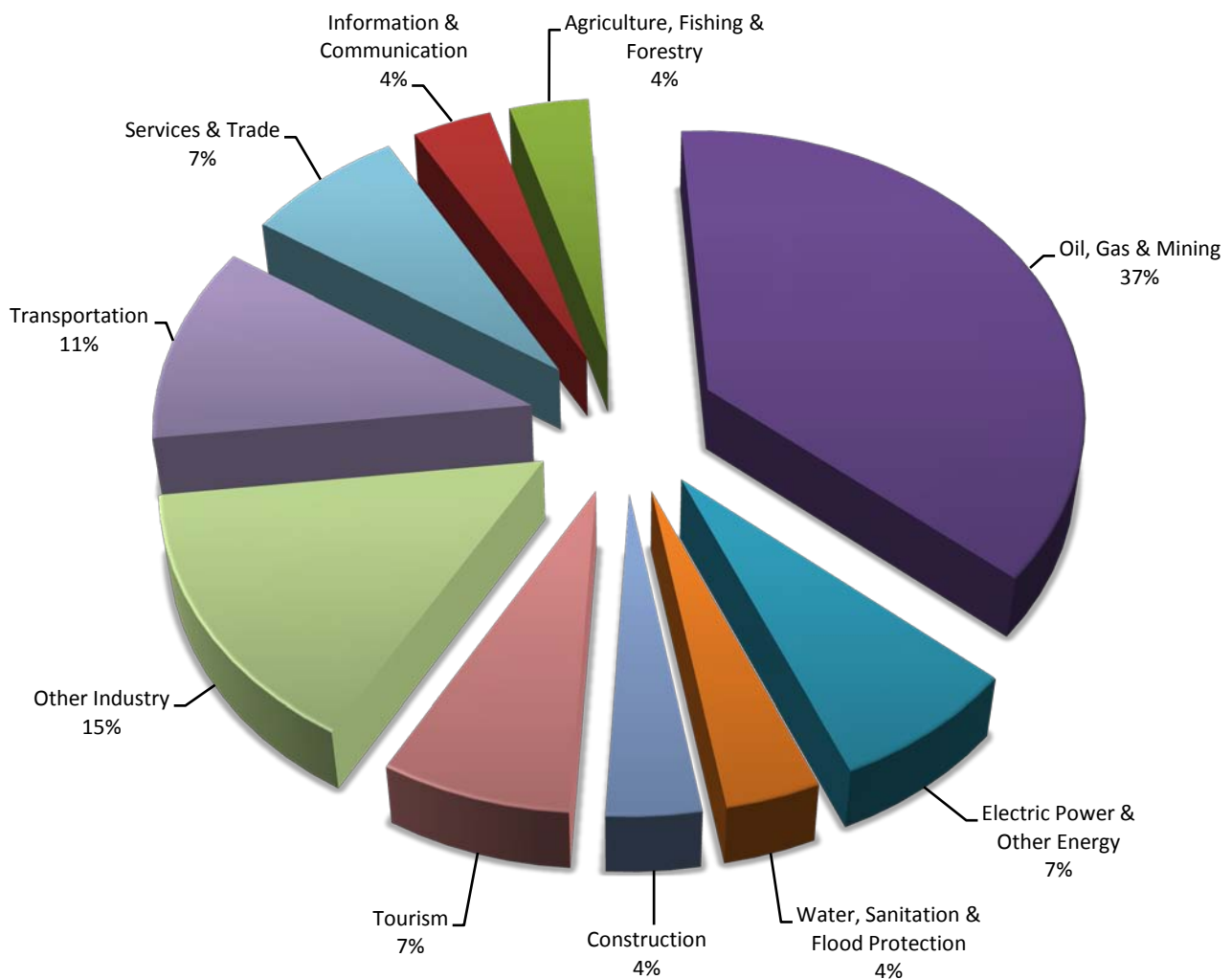
Chart 4: Geographic Distribution of ICSID Cases Registered in FY2010 by State Party Involved*:



* The classification of the geographic regions above is based on the World Bank's regional system, available at <http://web.worldbank.org/WBSITE/EXTERNAL/COUNTRIES/0,,pagePK:180619~theSitePK:136917,00.html>, and also includes World Bank donor countries.

5. Distribution of ICSID Cases Registered in FY2010 by Economic Sector

Chart 5: Distribution of ICSID Cases Registered in FY2010 by Economic Sector*:



* The sector classification is based on the World Bank's sector codes, which are available at <http://siteresources.worldbank.org/PROJECTS/Resources/SectorCodesLists.pdf>.

6. ICSID Arbitration Proceedings Concluded in FY2010 – Outcomes

Chart 6: Arbitration Proceedings under the ICSID Convention and Additional Facility Rules concluded in FY2010 – Outcomes:

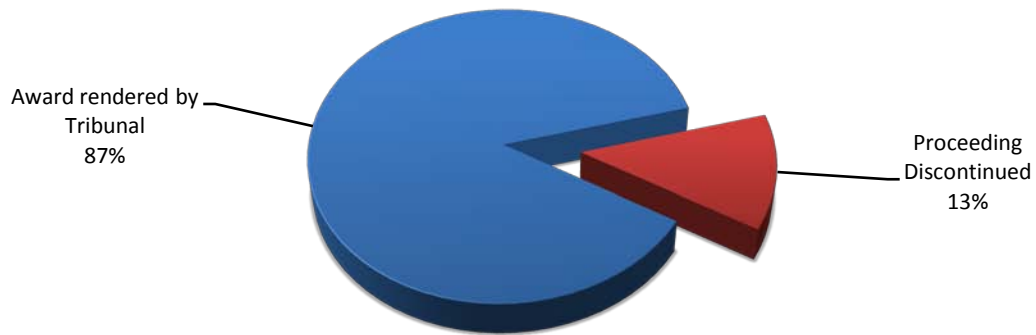
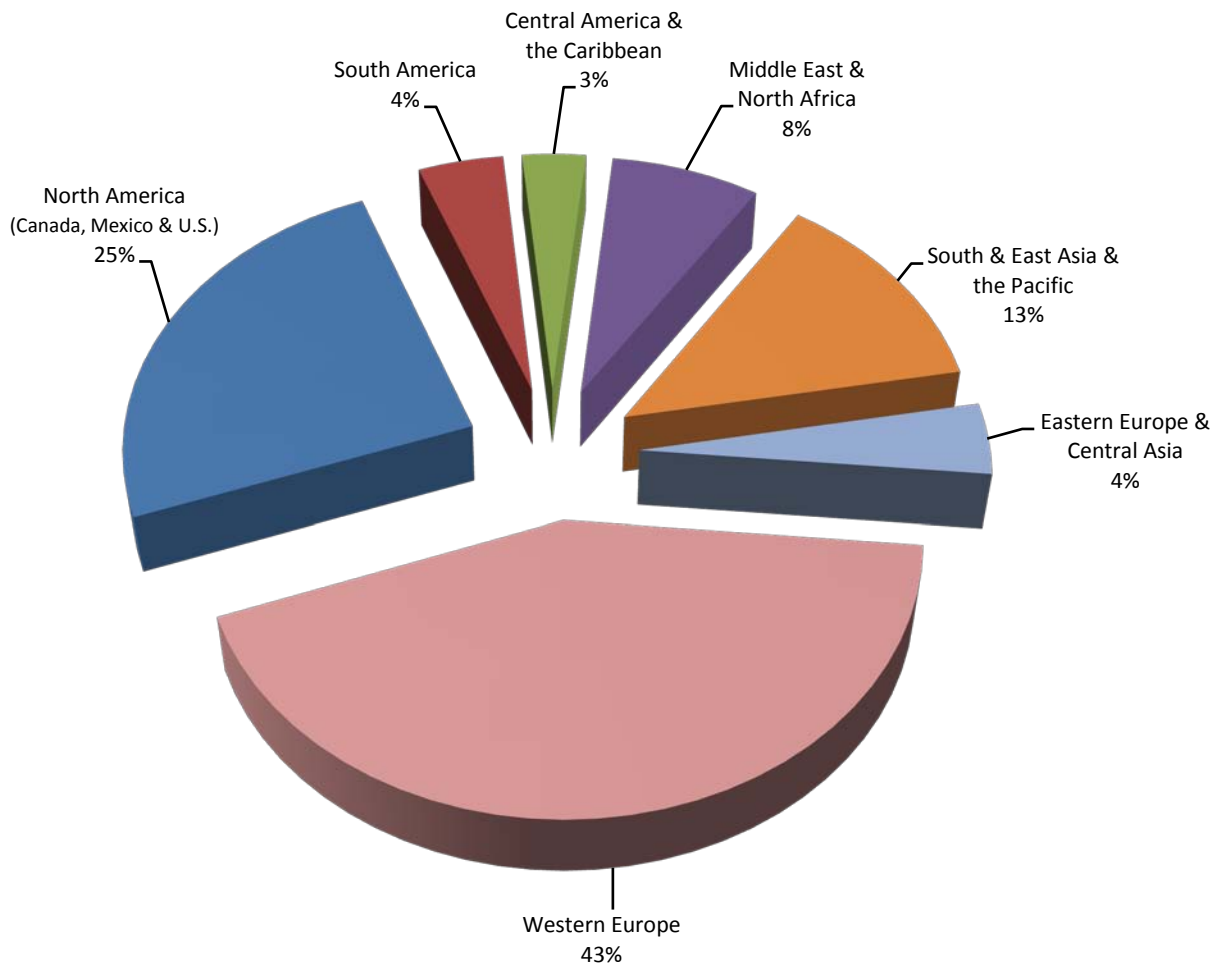


Chart 7: Arbitration Proceedings under the ICSID Convention and Additional Facility Rules concluded in FY2010 – Awards:



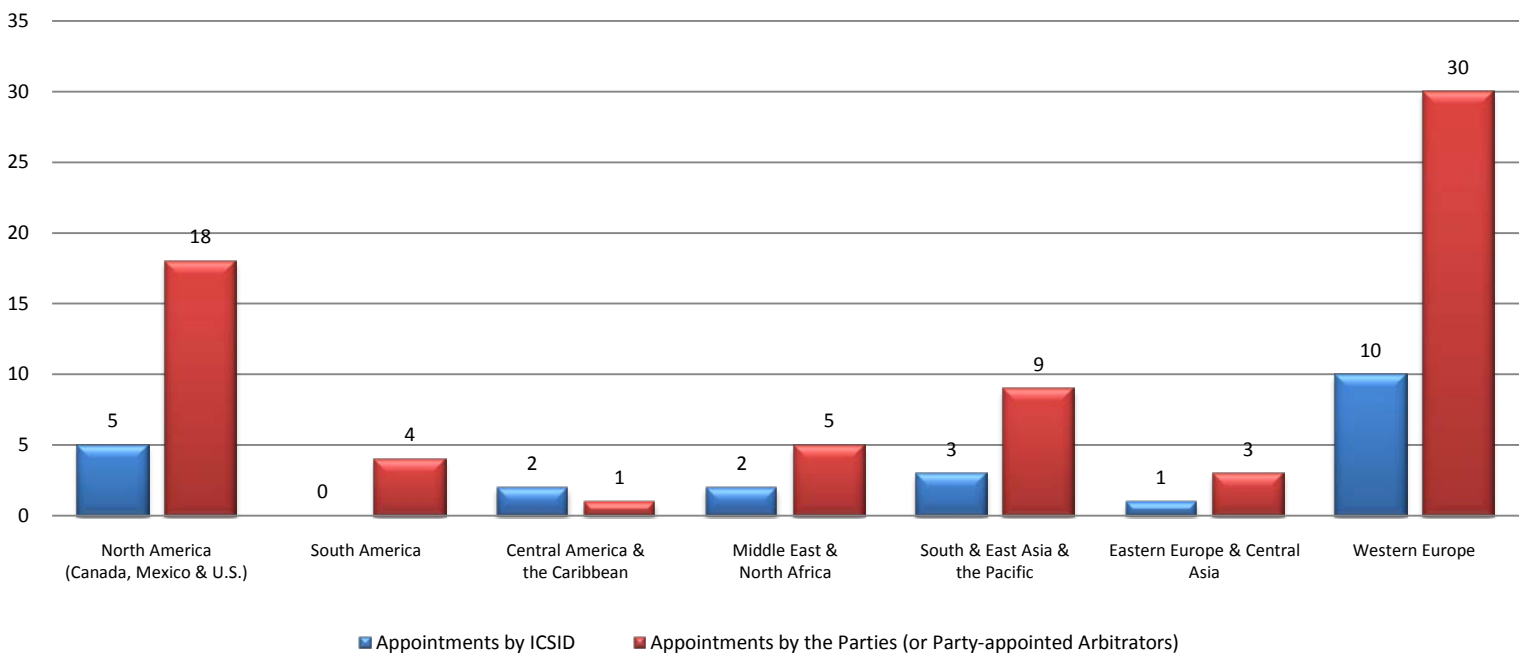
7. Arbitrators and *ad hoc* Committee Members Appointed in ICSID Cases in FY2010

Chart 8: Arbitrators and *ad hoc* Committee Members Appointed in ICSID Cases in FY2010 – Distribution of Appointments by Geographic Region*:



* The classification of the geographic regions above is based on the World Bank's regional system, available at <http://web.worldbank.org/WBSITE/EXTERNAL/COUNTRIES/0,,pagePK:180619~theSitePK:136917,00.html>, and also includes World Bank donor countries.

Chart 9: Arbitrators and *ad hoc* Committee Members Appointed in ICSID Cases in FY2010 – Distribution of Appointments by ICSID and by the Parties (or Party-appointed Arbitrators) by Geographic Region*:



* The classification of the geographic regions above is based on the World Bank's regional system, available at <http://web.worldbank.org/WBSITE/EXTERNAL/COUNTRIES/0,,pagePK:180619~theSitePK:136917,00.html>, and also includes World Bank donor countries.

Chart 10: Nationality of Arbitrators and *ad hoc* Committee Members Appointed in ICSID Cases in FY2010:

