

THE ICSID CASELOAD – STATISTICS

The ICSID Caseload – Statistics

(Issue 2011-1)

This new issue of the *ICSID Caseload – Statistics* provides an updated profile of the ICSID caseload, historically and for 2010. It is based on cases registered or administered by ICSID as of December 31, 2010.

As in previous issues, this document examines: the number of cases registered under the ICSID Convention and Additional Facility Rules; the number of other cases administered by the ICSID Secretariat; the basis of consent to ICSID jurisdiction invoked in registered arbitration and conciliation cases; the geographic distribution of ICSID cases by the State party to the dispute; the economic sectors involved in ICSID disputes; the outcomes in ICSID arbitration and conciliation proceedings (now including further information on disputes decided by arbitral tribunals); and the nationality and geographic origins of arbitrators, conciliators and *ad hoc* committee members appointed in ICSID proceedings. This issue also reviews outcomes in annulment proceedings under the ICSID Convention.

The Secretariat will continue to publish the *ICSID Caseload – Statistics* on a bi-annual basis, and welcomes any comments or suggestions by email at ICSIDsecretariat@worldbank.org.

TABLE OF CONTENTS¹

PART I - ALL CASES REGISTERED AND ADMINISTERED BY ICSID

1. Map of the ICSID Contracting States and Other Signatories to the ICSID Convention as of December 31, 2010	6
2. Cases Registered by ICSID	7
Chart 1: Total Number of ICSID Cases Registered by Year	7
Chart 2: Number of Cases Registered by Year under the ICSID Convention and Additional Facility Rules	8
Chart 3: Type of Cases Registered under the ICSID Convention and Additional Facility Rules	8
3. Non-ICSID Cases Administered by the ICSID Secretariat	9
Chart 4: Number of Non-ICSID Cases Administered by the ICSID Secretariat over the Past Fiscal Years ²	9
4. Basis of Consent Invoked to Establish ICSID Jurisdiction in Registered ICSID Cases	10
Chart 5: Basis of Consent Invoked to Establish ICSID Jurisdiction in Registered ICSID Cases	10
5. Geographic Distribution of All ICSID Cases by State Party Involved	11
Chart 6: Geographic Distribution of All ICSID Cases by State Party Involved	11
6. Distribution of All ICSID Cases by Economic Sector	12
Chart 7: Distribution of All ICSID Cases by Economic Sector	12
7. ICSID Arbitration and Conciliation Proceedings – Outcomes	13
Chart 8: Arbitration Proceedings under the ICSID Convention and Additional Facility Rules – Outcomes	13
Chart 9: Disputes Decided by Arbitral Tribunals under the ICSID Convention and Additional Facility Rules – Outcomes	13
Chart 10: Conciliation Proceedings under the ICSID Convention – Outcomes	14
Chart 11: Conciliation Proceedings under the ICSID Convention – Commission Reports	14
8. Annulment Proceedings under the ICSID Convention – Outcomes	15
Chart 12: Awards rendered and Outcomes in Annulment Proceedings under the ICSID Convention by Decade	15
9. Arbitrators, Conciliators and <i>ad hoc</i> Committee Members Appointed in ICSID Cases	16
Chart 13: Arbitrators, Conciliators and <i>ad hoc</i> Committee Members Appointed in ICSID Cases – Distribution of Appointments by Geographic Region	16
Chart 14: Arbitrators, Conciliators and <i>ad hoc</i> Committee Members Appointed in ICSID Cases – Distribution of Appointments by ICSID and by the Parties (or Party-appointed Arbitrators) by Geographic Region	17
Chart 15: Nationality of Arbitrators, Conciliators and <i>ad hoc</i> Committee Members Appointed in ICSID Cases	18

¹ The data is based on ICSID statistics as of December 31, 2010.

² The ICSID Fiscal Year covers the period July 1 to June 30.

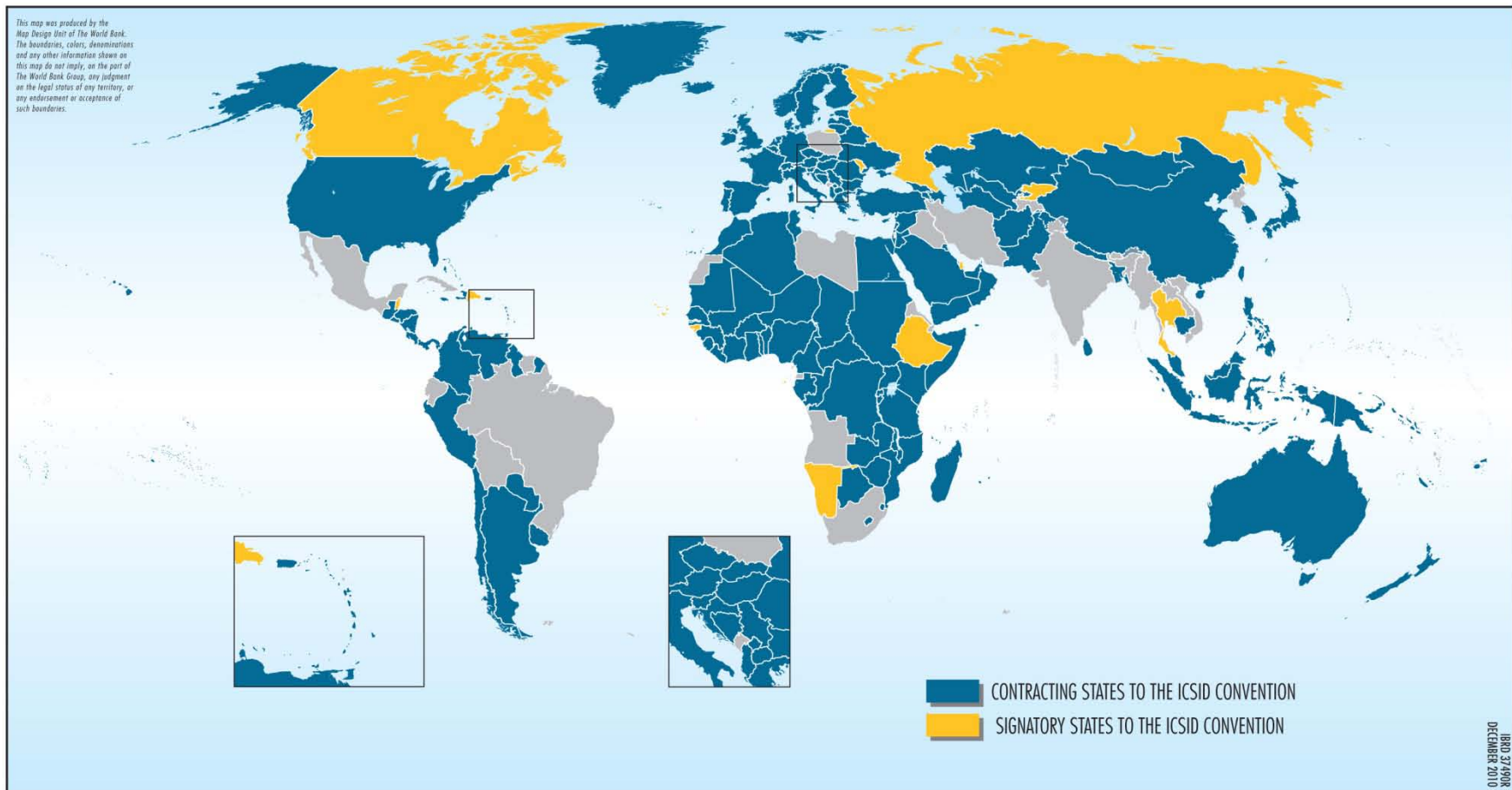
PART II - CASES REGISTERED AND ADMINISTERED BY ICSID IN 2010

1. New Cases Registered by ICSID in 2010	20
Chart 1: Number of New Cases Registered under the ICSID Convention and Additional Facility Rules in 2010	20
2. Non-ICSID Cases Administered by the ICSID Secretariat in 2010	20
Chart 2: Number of Non-ICSID Cases Administered by the ICSID Secretariat in 2010	20
3. Basis of Consent Invoked to Establish ICSID Jurisdiction in New Cases Registered in 2010	21
Chart 3: Basis of Consent Invoked to Establish ICSID Jurisdiction in New Cases Registered in 2010	21
4. Geographic Distribution of New ICSID Cases Registered in 2010 by State Party Involved	22
Chart 4: Geographic Distribution of New ICSID Cases Registered in 2010 by State Party Involved	22
5. Distribution of New ICSID Cases Registered in 2010 by Economic Sector	23
Chart 5: Distribution of New ICSID Cases Registered in 2010 by Economic Sector	23
6. ICSID Arbitration Proceedings Concluded in 2010 – Outcomes	24
Chart 6: Arbitration Proceedings under the ICSID Convention and Additional Facility Rules concluded in 2010 – Outcomes	24
Chart 7: Disputes Decided by Arbitral Tribunals under the ICSID Convention and Additional Facility Rules in 2010 – Outcomes	24
7. Arbitrators and <i>ad hoc</i> Committee Members Appointed in ICSID Cases in 2010	25
Chart 8: Arbitrators and <i>ad hoc</i> Committee Members Appointed in ICSID Cases in 2010 – Distribution of Appointments by Geographic Region	25
Chart 9: Arbitrators and <i>ad hoc</i> Committee Members Appointed in ICSID Cases in 2010 – Distribution of Appointments by ICSID and by the Parties (or Party-appointed Arbitrators) by Geographic Region	26
Chart 10: Nationality of Arbitrators and <i>ad hoc</i> Committee Members Appointed in ICSID Cases in 2010	27

PART I

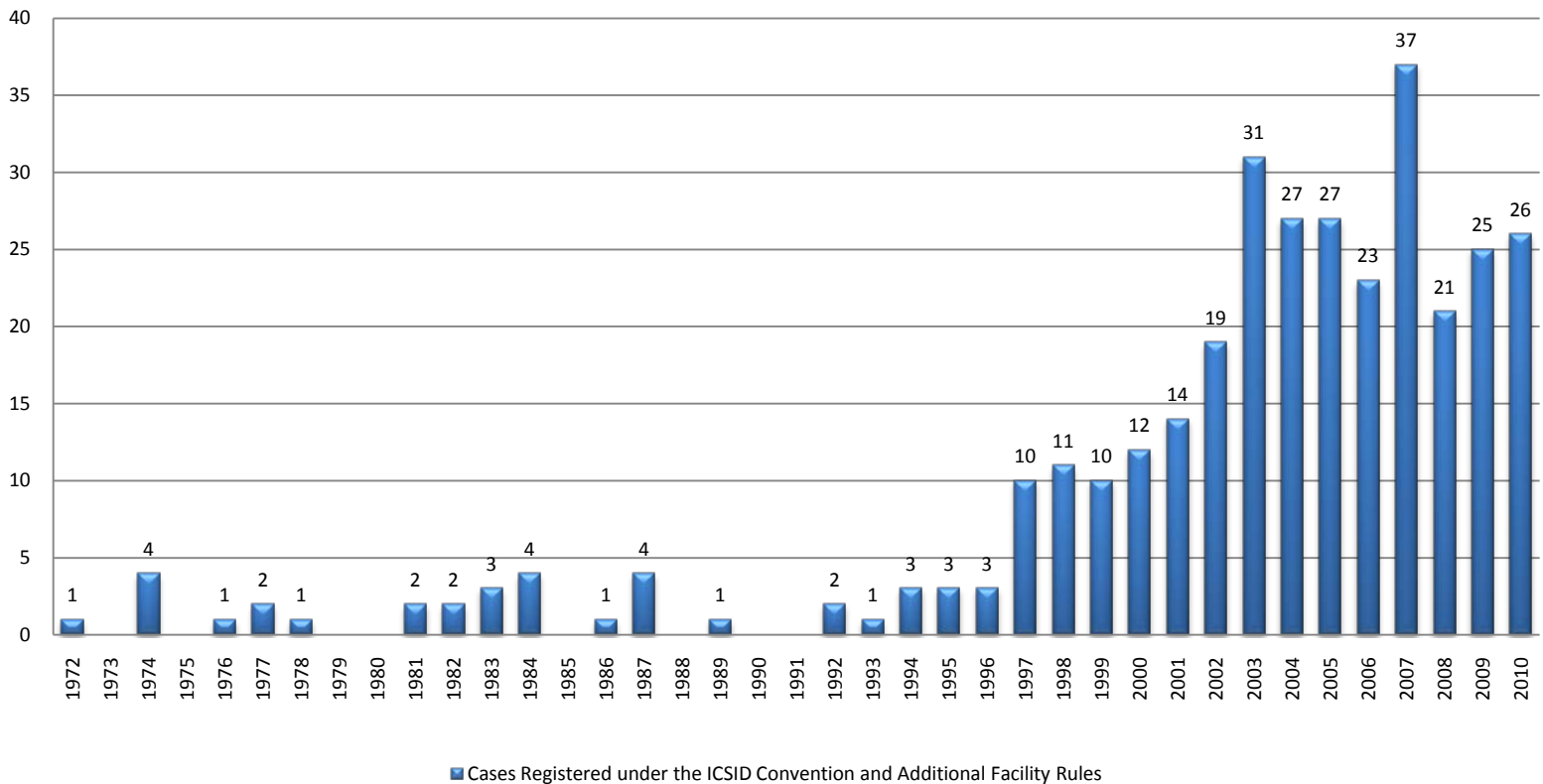
ALL CASES REGISTERED AND ADMINISTERED BY ICSID

1. Map of the ICSID Contracting States and Other Signatories to the ICSID Convention as of December 31, 2010



2. Cases Registered by ICSID

Chart 1: Total Number of ICSID Cases Registered by Year:



As of December 31, 2010, ICSID had registered 331 cases under the ICSID Convention and Additional Facility Rules.

Chart 2: Number of Cases Registered by Year under the ICSID Convention and Additional Facility Rules:

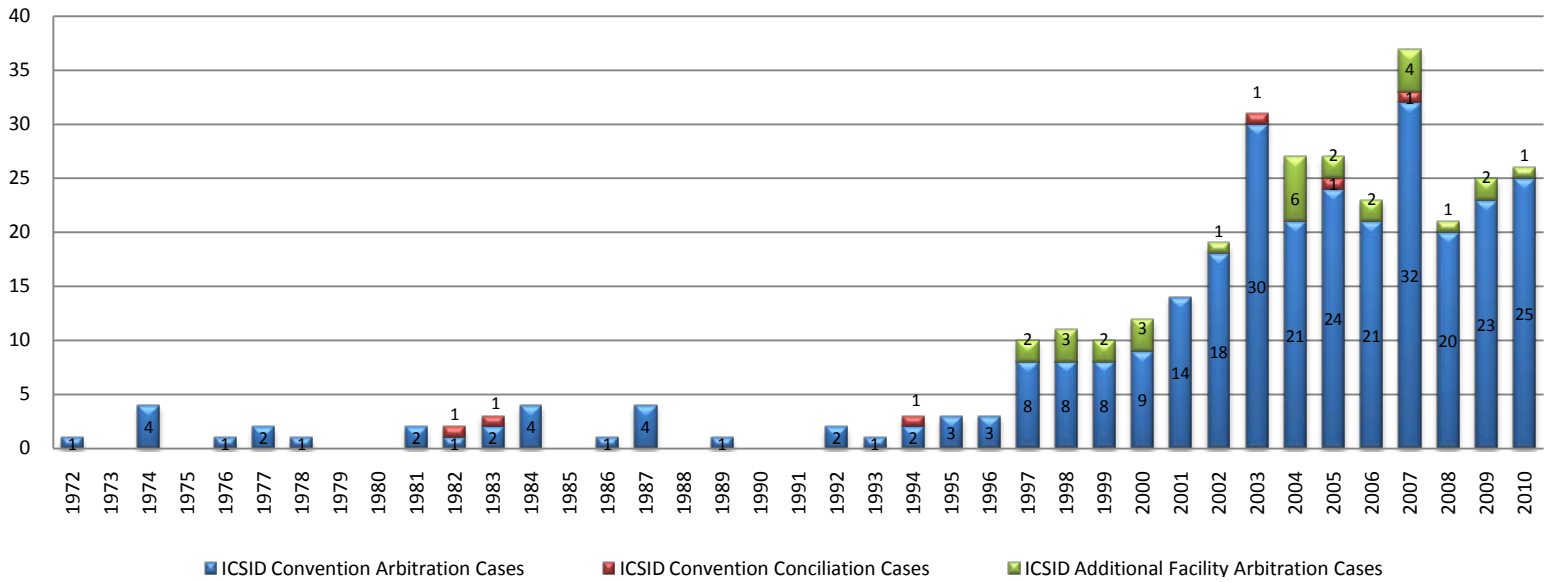
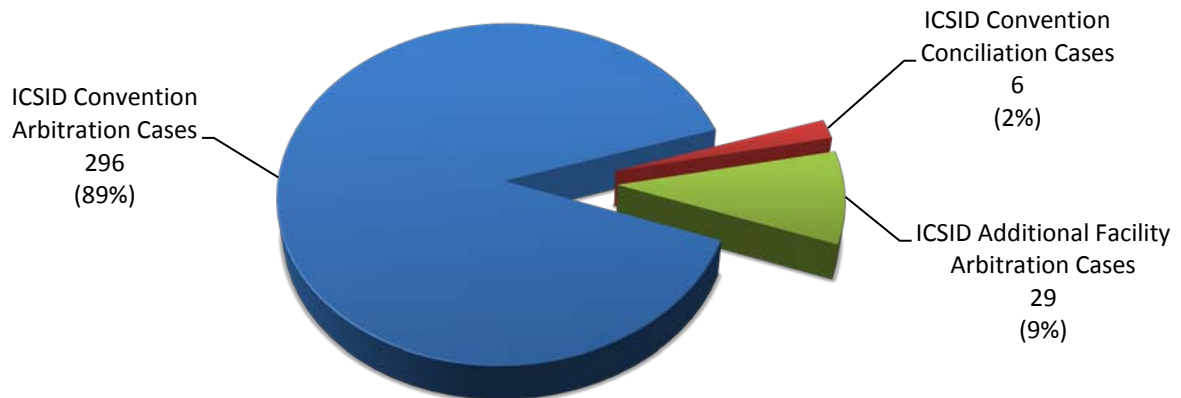
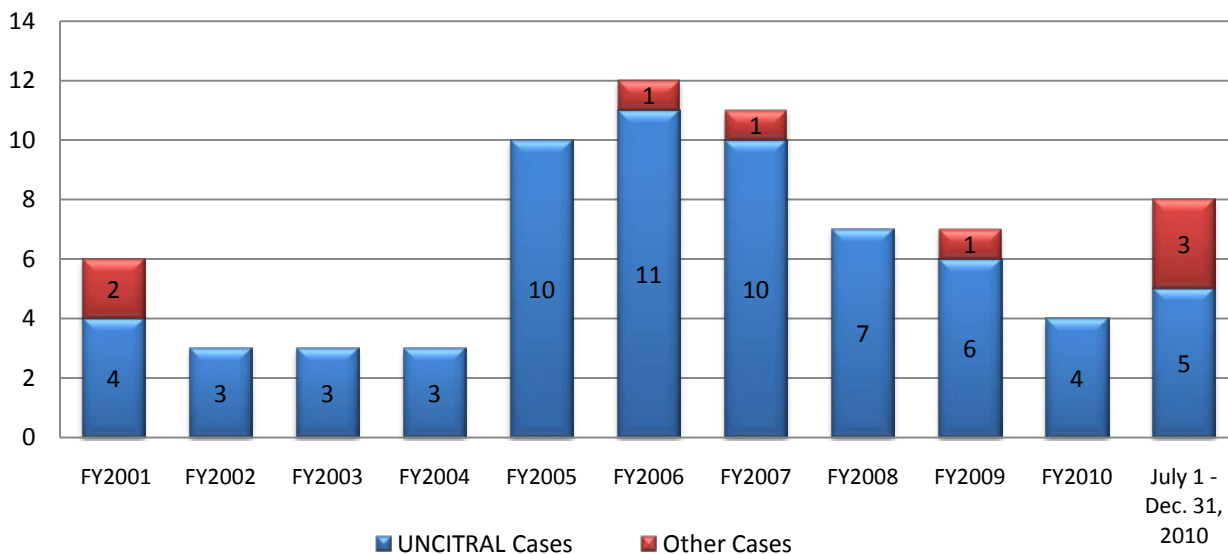


Chart 3: Type of Cases Registered under the ICSID Convention and Additional Facility Rules:



3. Non-ICSID Cases Administered by the ICSID Secretariat

Chart 4: Number of Non-ICSID Cases Administered by the ICSID Secretariat over the Past Fiscal Years:

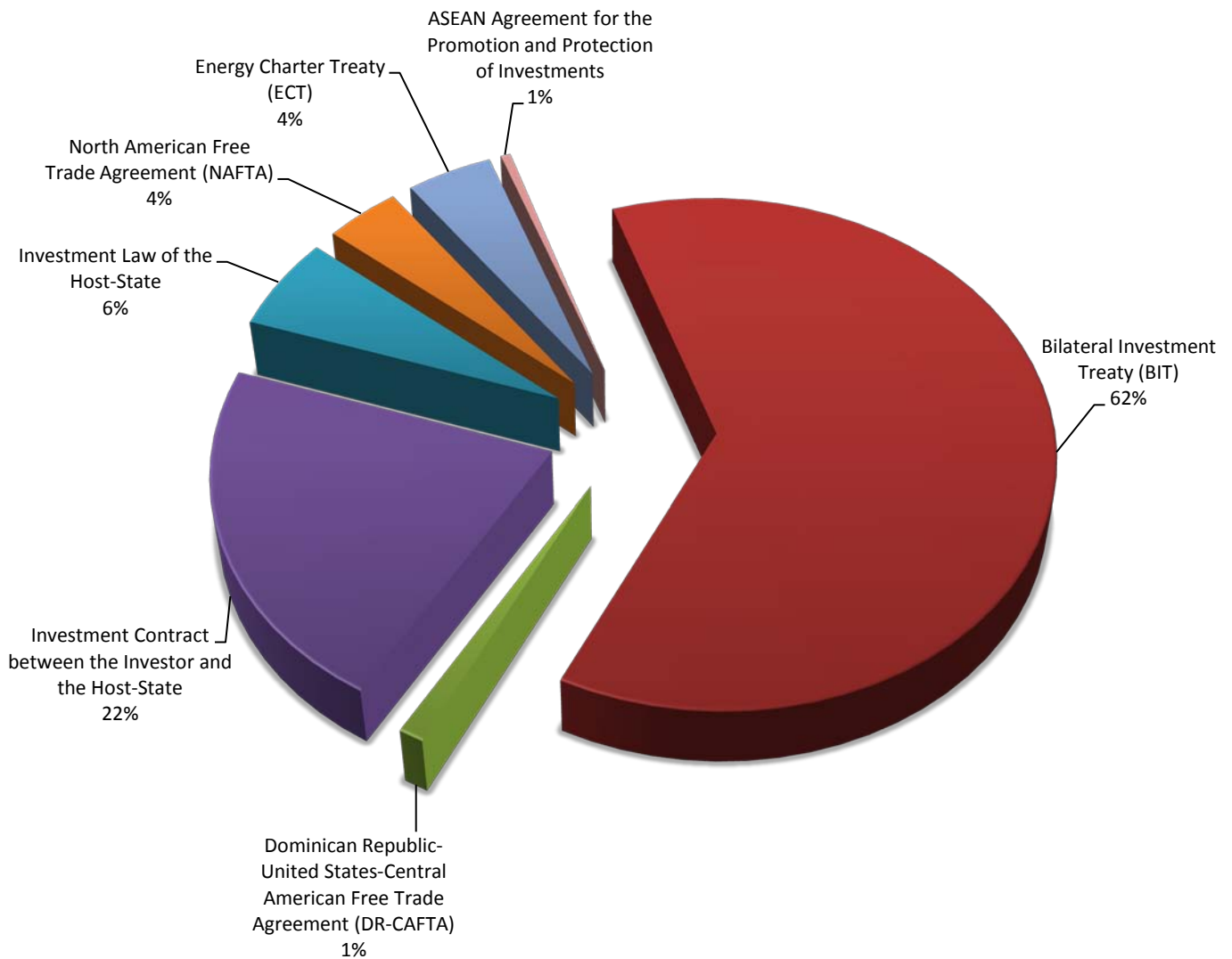


The ICSID Secretariat offers various levels of administrative and organizational support for non-ICSID dispute settlement in State-State or investor-State proceedings. Among the State-State cases administered in the past decade are the *Southern Bluefin Tuna* case (Australia and New Zealand v. Japan), an expert determination proceeding under the Indus Waters Treaty of 1960, and an arbitration under the Softwood Lumber Agreement of 2006 (United States v. Canada).

The Centre also frequently provides administrative assistance to investor-State arbitrations under the UNCITRAL Rules or other *ad hoc* dispute settlement provisions. The Centre's services in these proceedings range from support with the organization of hearings to administrative services comparable to those provided in ICSID cases. The Secretariat also acts as appointing authority, and decides proposals for disqualification of arbitrators, upon request. In addition to administering UNCITRAL arbitrations, ICSID has also assisted with the organization of hearings in arbitration proceedings conducted under the auspices of the ICC, LCIA, PCA, and other institutions.

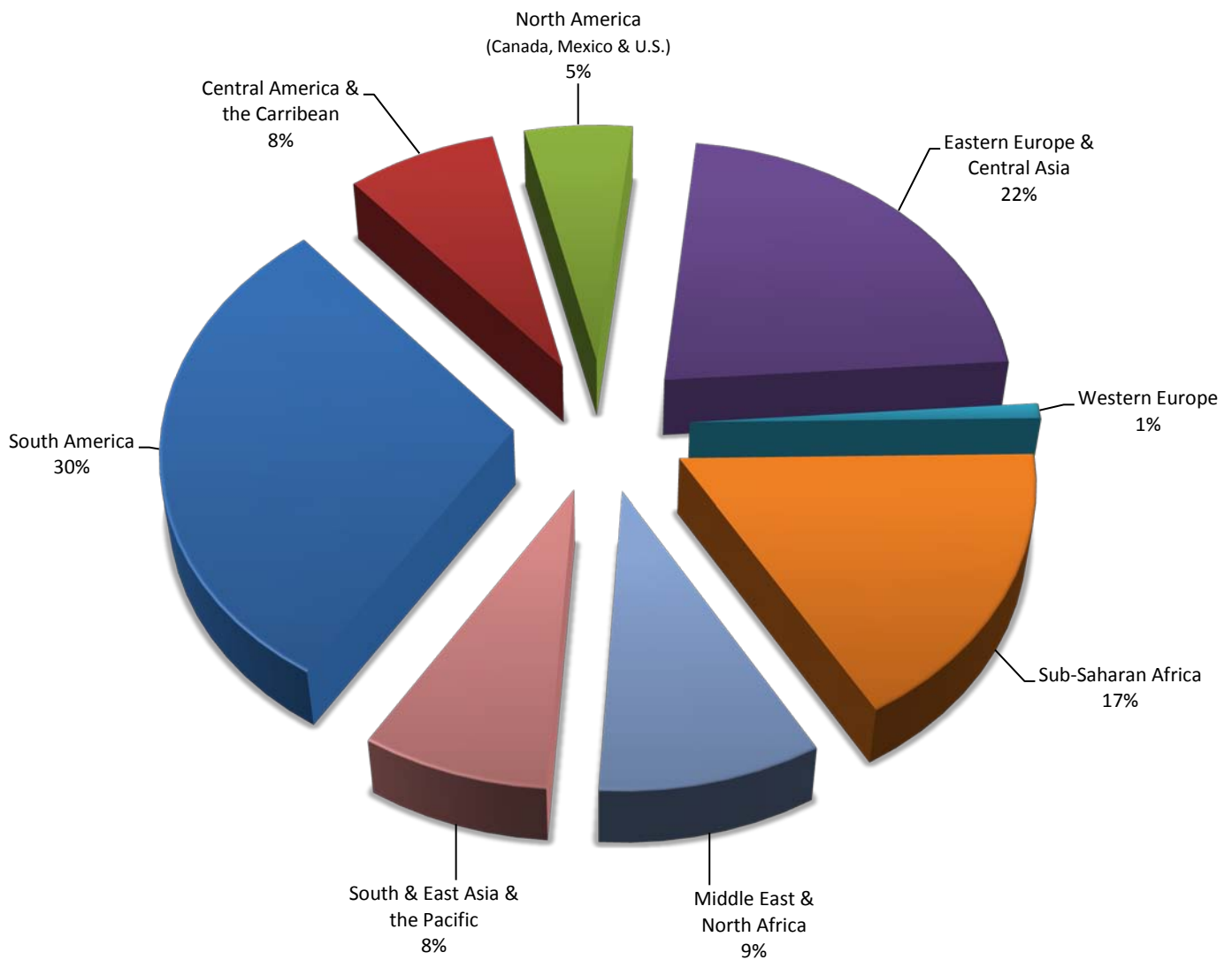
4. Basis of Consent Invoked to Establish ICSID Jurisdiction in Registered ICSID Cases

Chart 5: Basis of Consent Invoked to Establish ICSID Jurisdiction in Registered ICSID Cases:



5. Geographic Distribution of All ICSID Cases by State Party Involved

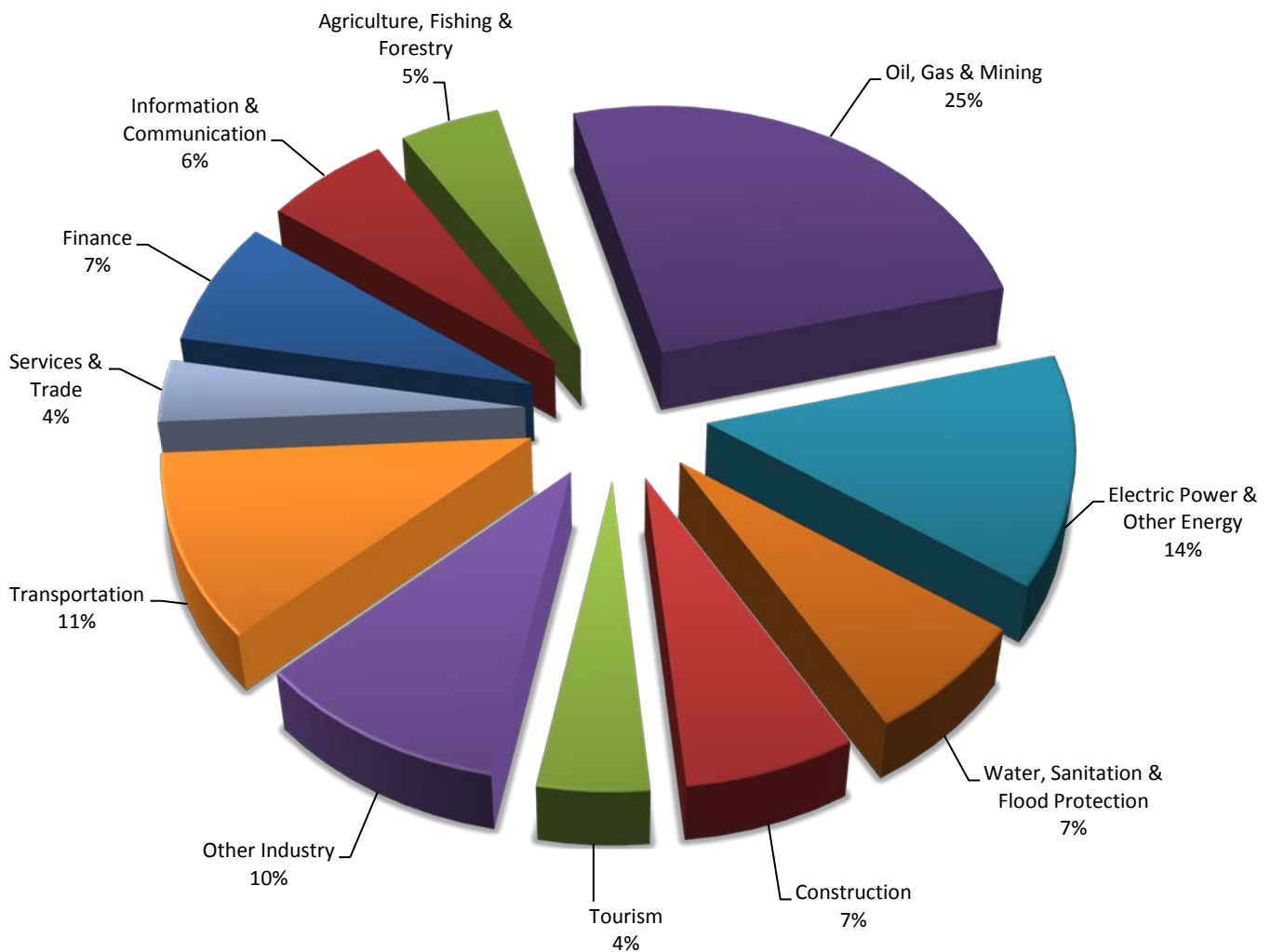
Chart 6: Geographic Distribution of All ICSID Cases by State Party Involved*:



* The classification of the geographic regions above is based on the World Bank's regional system, available at <http://web.worldbank.org/WBSITE/EXTERNAL/COUNTRIES/0,,pagePK:180619~theSitePK:136917,00.html>, and also includes World Bank donor countries.

6. Distribution of All ICSID Cases by Economic Sector

Chart 7: Distribution of All ICSID Cases by Economic Sector*:



* This sector classification is based on the World Bank's sector codes, available at <http://siteresources.worldbank.org/PROJECTS/Resources/SectorCodesLists.pdf>.

7. ICSID Arbitration and Conciliation Proceedings – Outcomes

Chart 8: Arbitration Proceedings under the ICSID Convention and Additional Facility Rules – Outcomes:

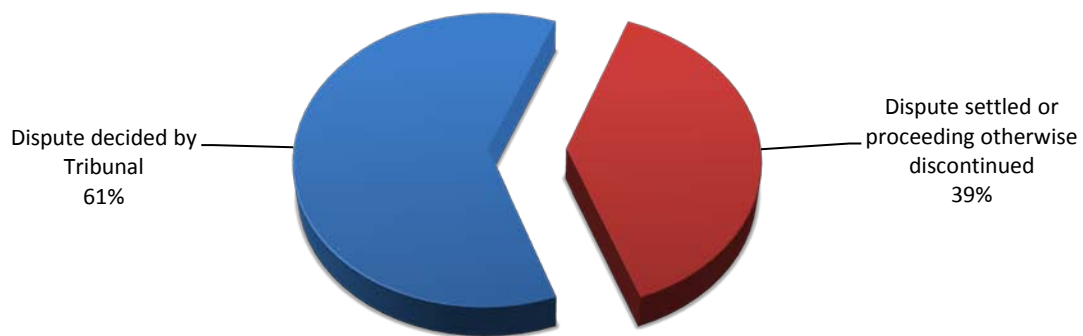
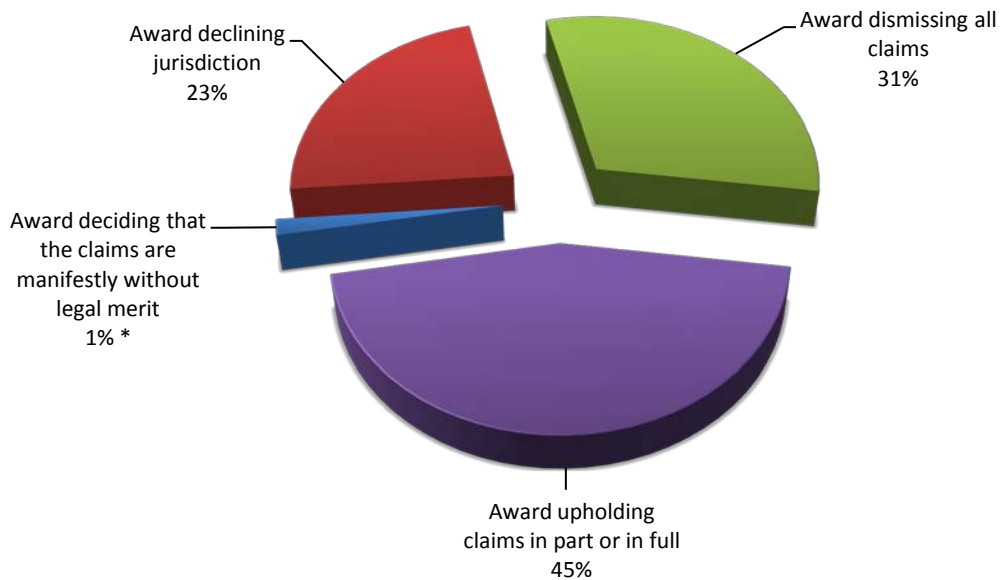


Chart 9: Disputes Decided by Arbitral Tribunals under the ICSID Convention and Additional Facility Rules – Outcomes:



* Pursuant to ICSID Arbitration Rule 41(5) and Article 45(6) of the Arbitration (Additional Facility) Rules, as adopted by the ICSID Administrative Council in 2006, a party may at an early stage of the proceeding file an objection that a claim is manifestly without merit. If the Tribunal decides that the claims are manifestly without legal merit, it shall render an award to that effect.

Chart 10: Conciliation Proceedings under the ICSID Convention – Outcomes:


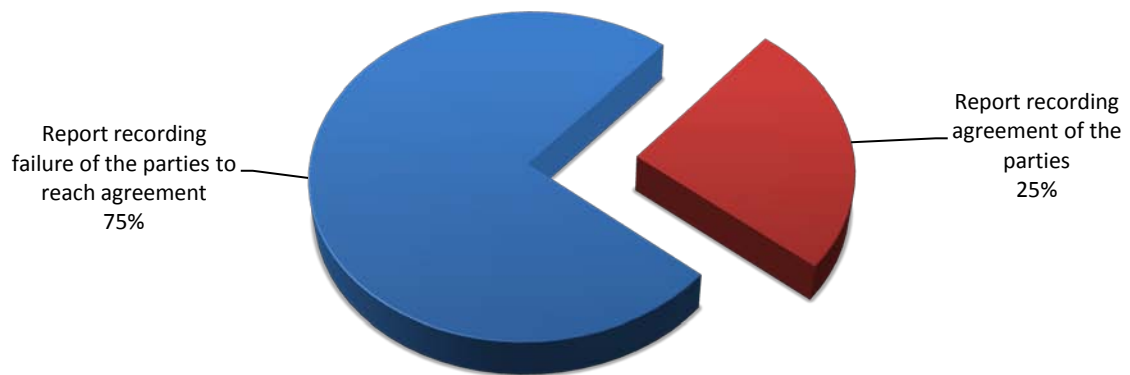
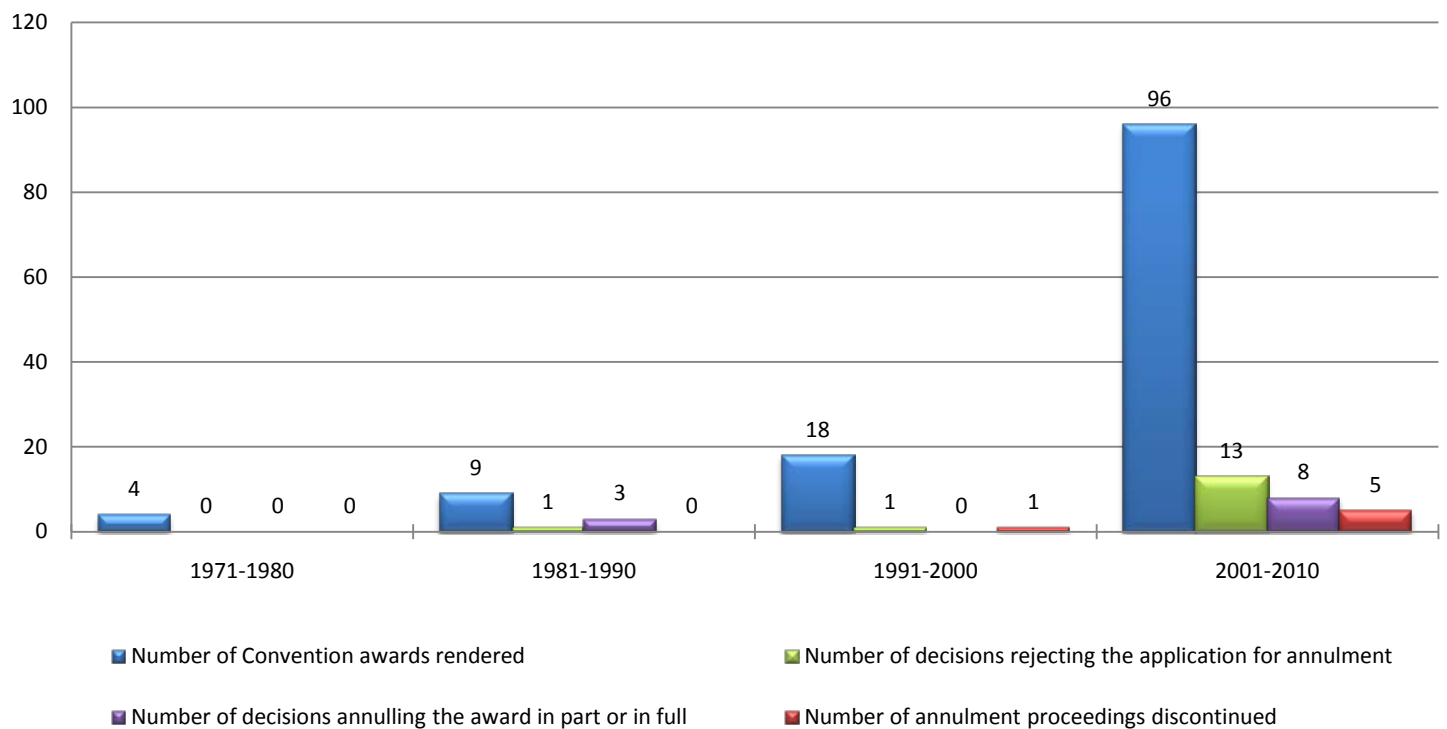


Chart 11: Conciliation Proceedings under the ICSID Convention – Commission Reports:



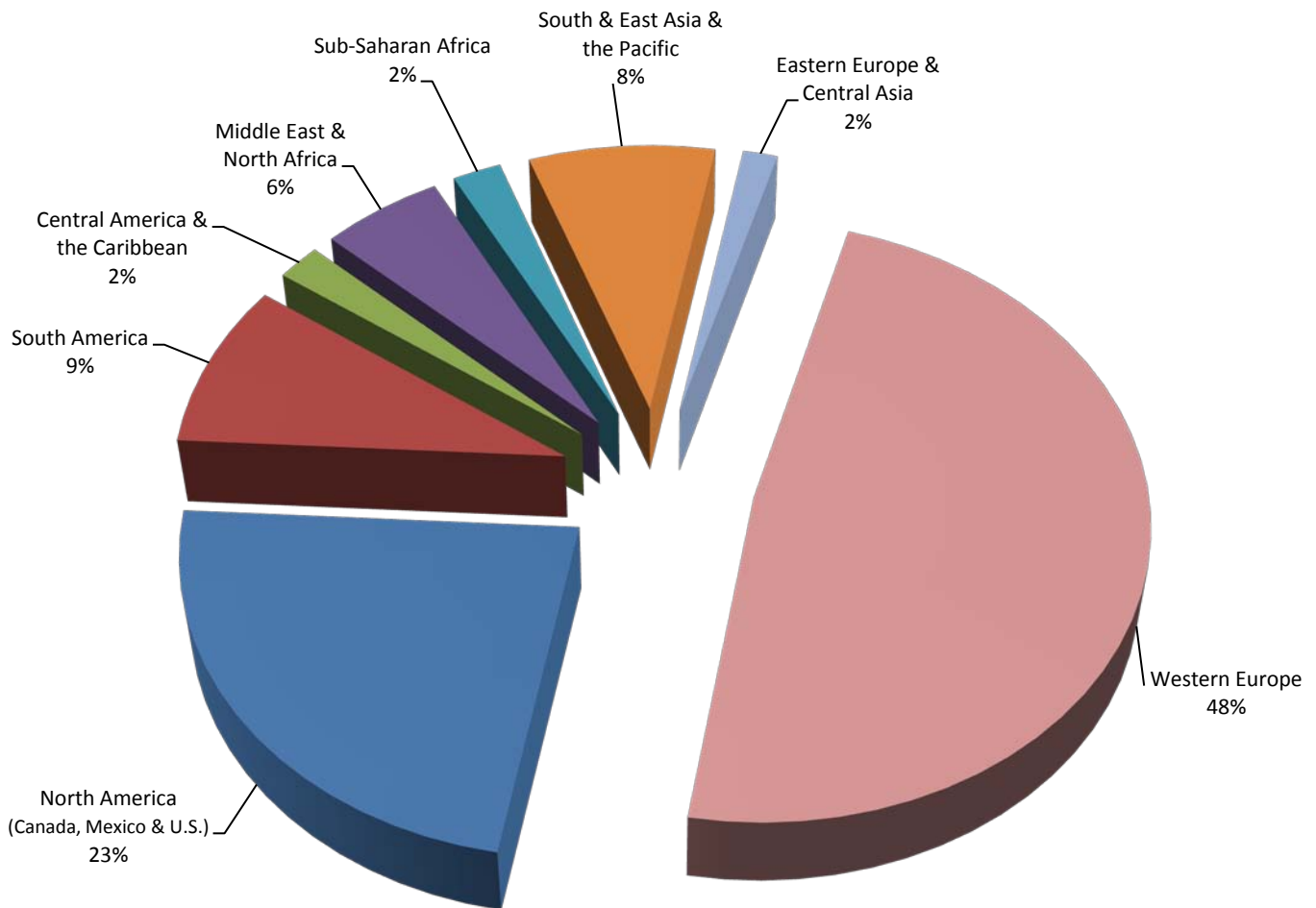
8. Annulment Proceedings under the ICSID Convention – Outcomes

Chart 12: Awards Rendered and Outcomes in Annulment Proceedings under the ICSID Convention, by Decade:



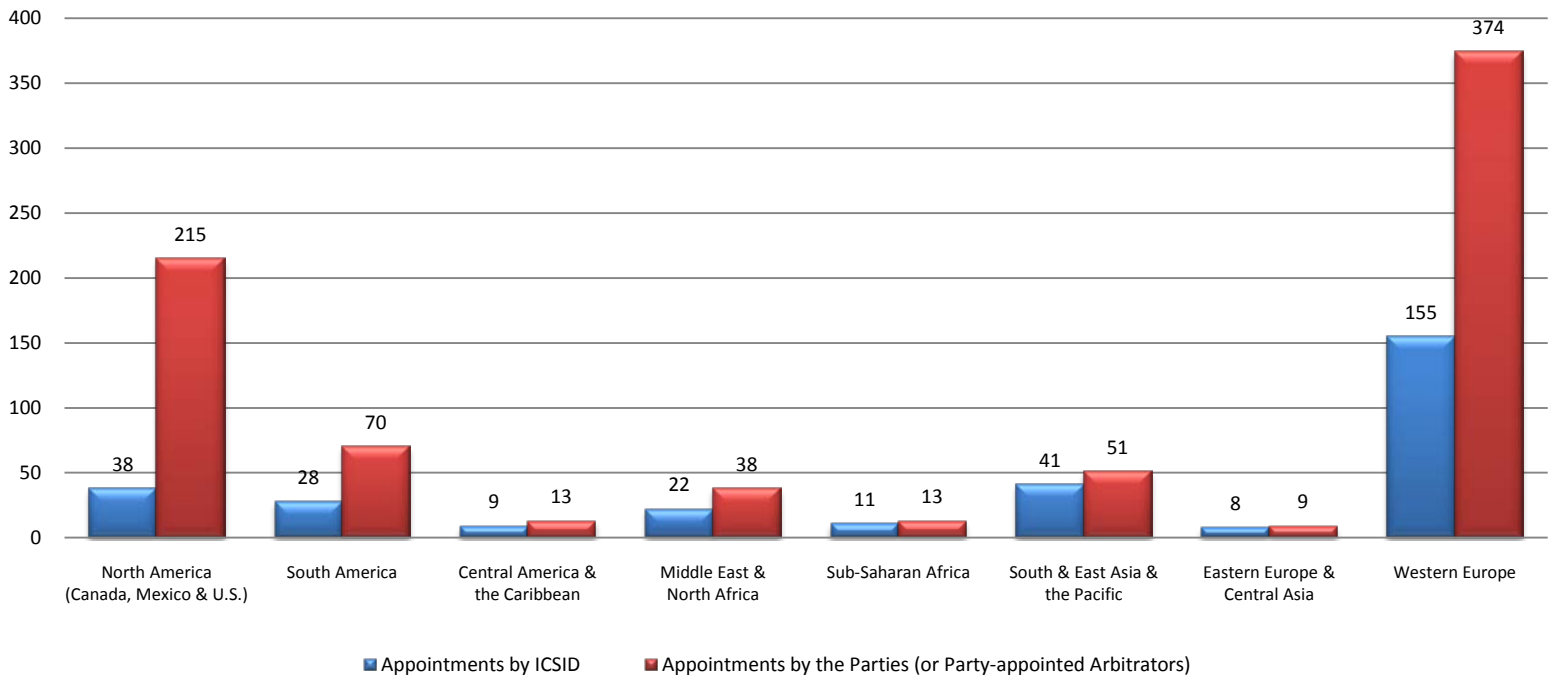
9. Arbitrators, Conciliators and *ad hoc* Committee Members Appointed in ICSID Cases

Chart 13: Arbitrators, Conciliators and *ad hoc* Committee Members Appointed in ICSID Cases – Distribution of Appointments by Geographic Region*:



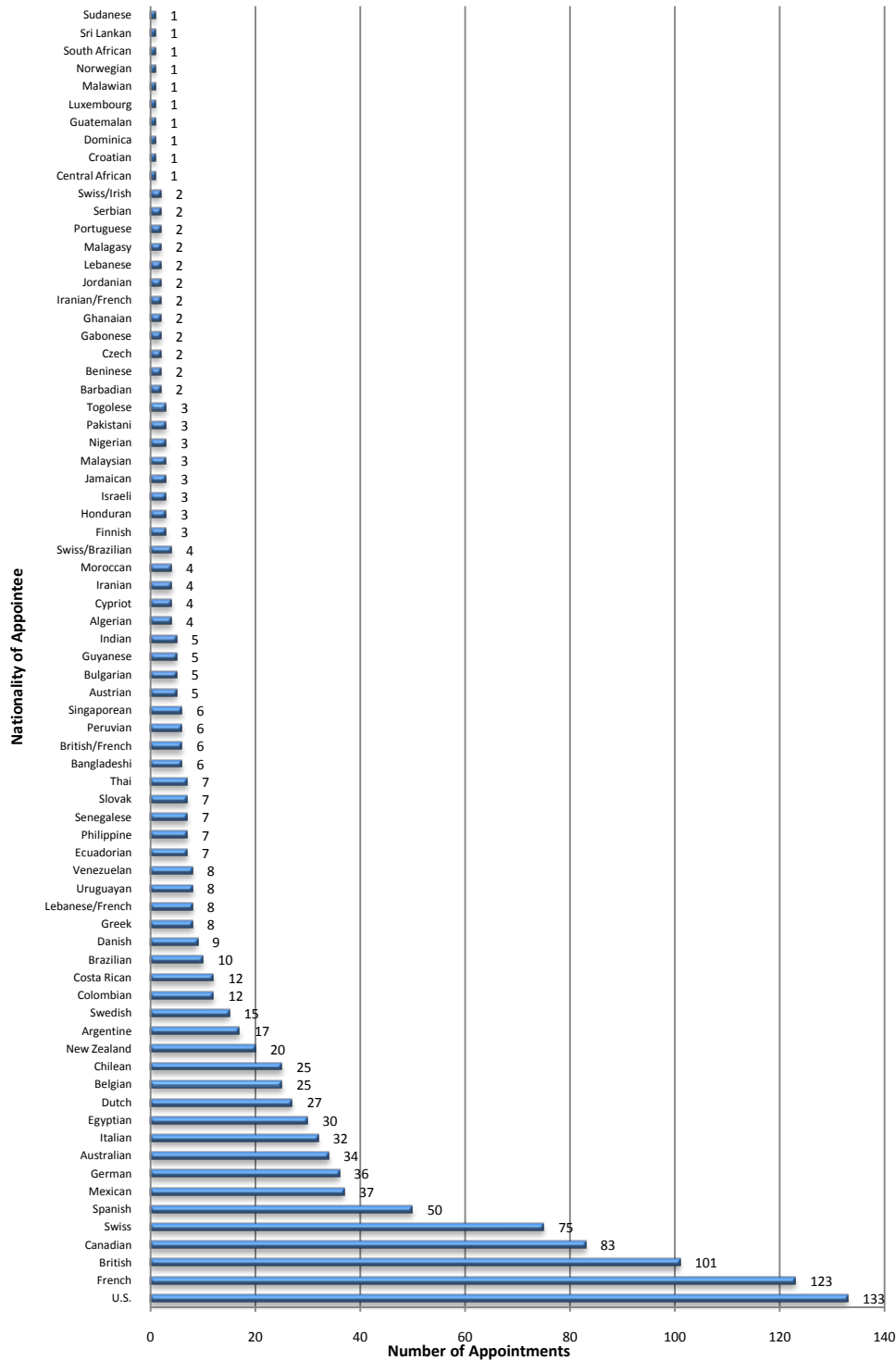
* The classification of the geographic regions above is based on the World Bank's regional system, available at <http://web.worldbank.org/WBSITE/EXTERNAL/COUNTRIES/0,,pagePK:180619~theSitePK:136917,00.html>, and also includes World Bank donor countries.

Chart 14: Arbitrators, Conciliators and *ad hoc* Committee Members Appointed in ICSID Cases – Distribution of Appointments by ICSID and by the Parties (or Party-appointed Arbitrators) by Geographic Region*:



* The geographical classification is based on the World Bank's regions as set forth at <http://web.worldbank.org/WBSITE/EXTERNAL/COUNTRIES/0,,pagePK:180619~theSitePK:136917,00.html>, and also includes World Bank donor countries.

Chart 15: Nationality of Arbitrators, Conciliators and *ad hoc* Committee Members Appointed in ICSID Cases:

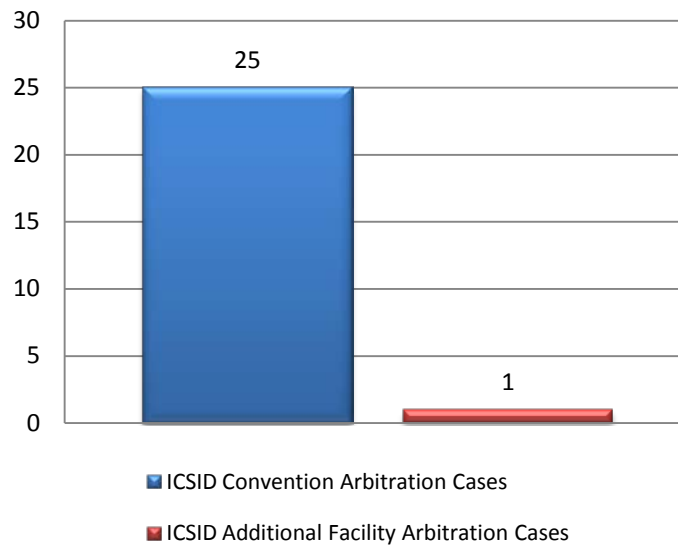


PART II

CASES REGISTERED AND ADMINISTERED BY ICSID IN 2010

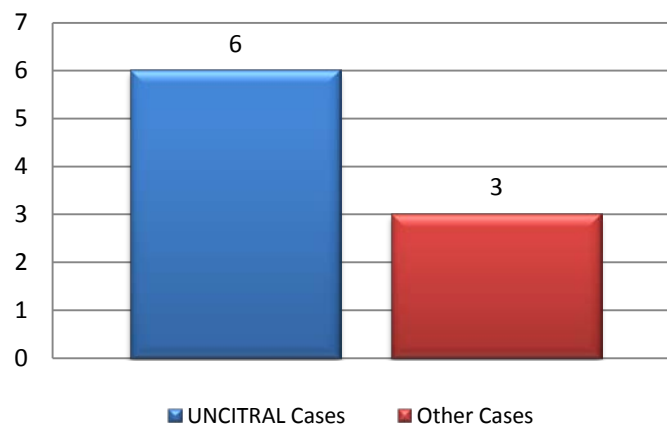
1. New Cases Registered by ICSID in 2010

Chart 1: Number of New Cases Registered under the ICSID Convention and Additional Facility Rules in 2010:



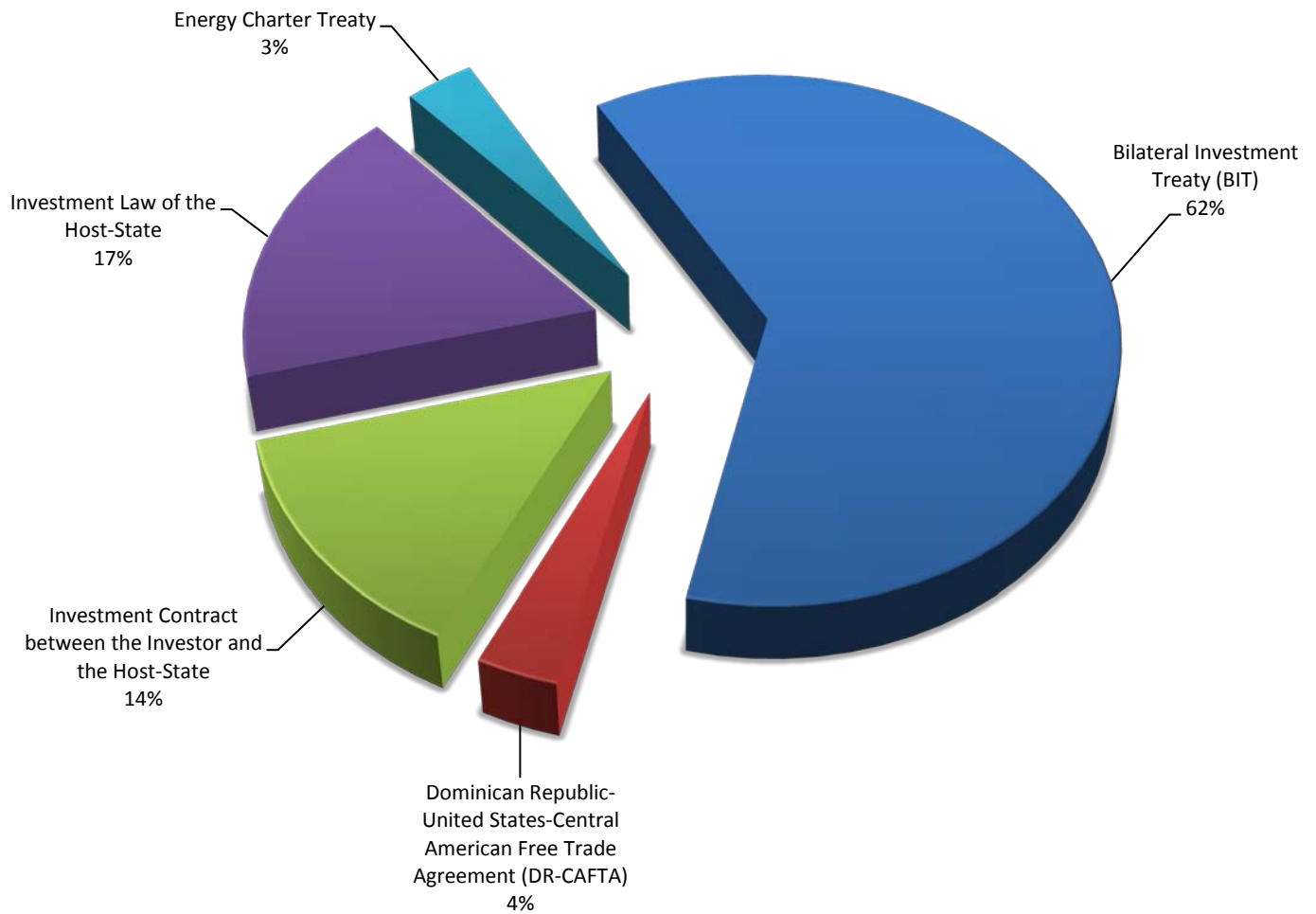
2. Non-ICSID Cases Administered by the ICSID Secretariat in 2010

Chart 2: Number of Non-ICSID Cases Administered by the ICSID Secretariat in 2010:



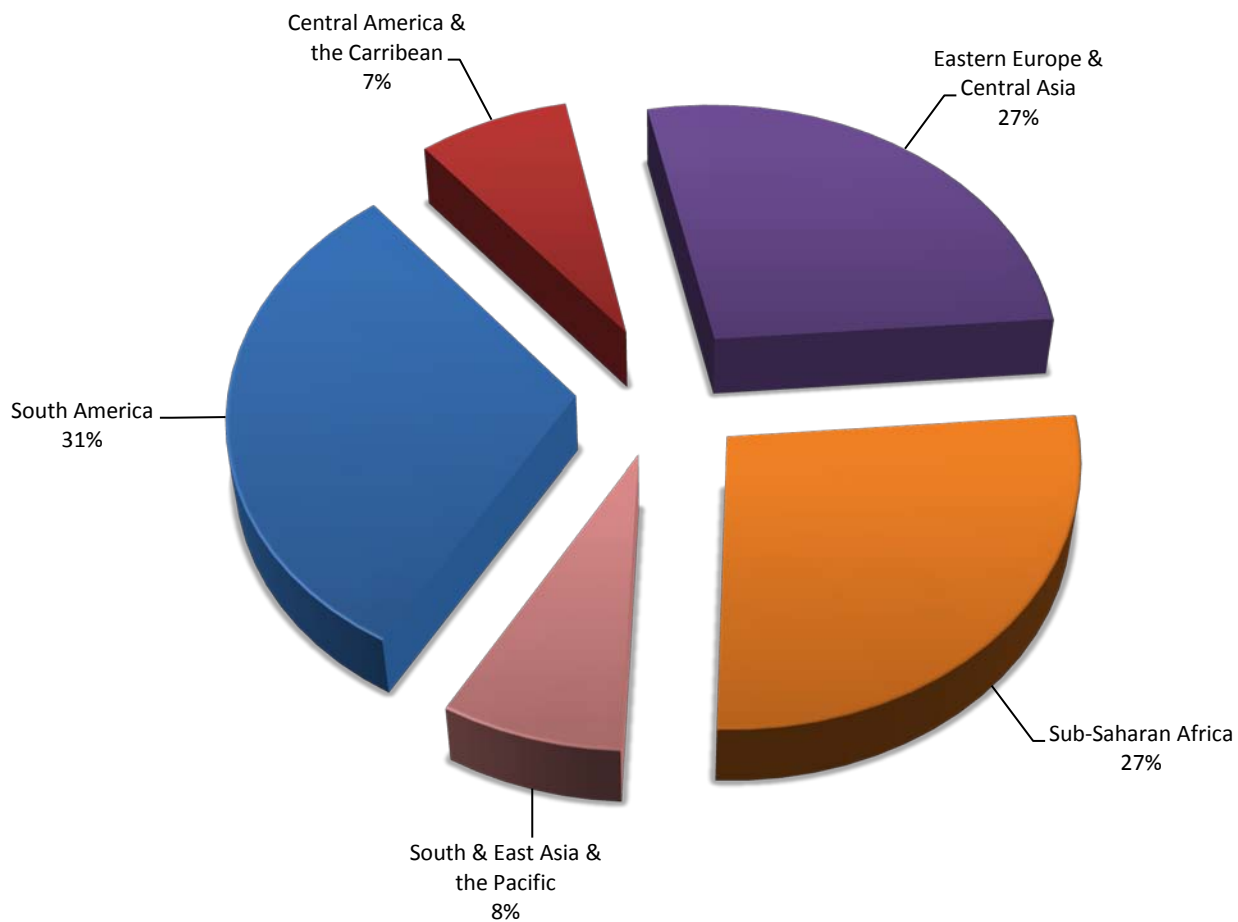
3. Basis of Consent Invoked to Establish ICSID Jurisdiction in New Cases Registered in 2010

Chart 3: Basis of Consent Invoked to Establish ICSID Jurisdiction in New Cases Registered in 2010:



4. Geographic Distribution of New ICSID Cases Registered in 2010 by State Party Involved

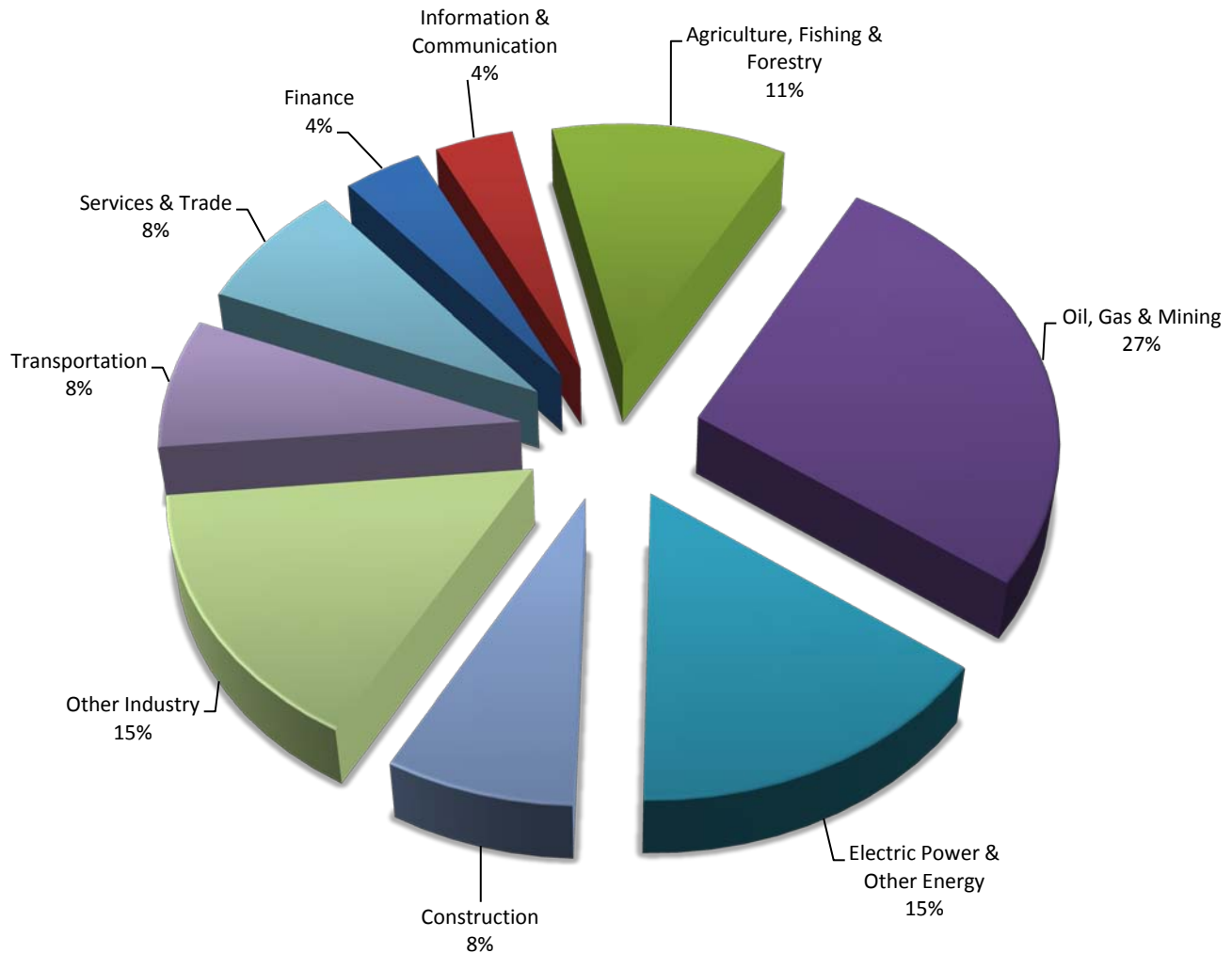
Chart 4: Geographic Distribution of New ICSID Cases Registered in 2010 by State Party Involved*:



* The classification of the geographic regions above is based on the World Bank's regional system, available at <http://web.worldbank.org/WBSITE/EXTERNAL/COUNTRIES/0,,pagePK:180619~theSitePK:136917,00.html>, and also includes World Bank donor countries.

5. Distribution of New ICSID Cases Registered in 2010 by Economic Sector

Chart 5: Distribution of New ICSID Cases Registered in 2010 by Economic Sector*:



* The sector classification is based on the World Bank's sector codes, available at <http://siteresources.worldbank.org/PROJECTS/Resources/SectorCodesLists.pdf>.

6. ICSID Arbitration Proceedings Concluded in 2010 – Outcomes

Chart 6: Arbitration Proceedings under the ICSID Convention and Additional Facility Rules concluded in 2010 – Outcomes:


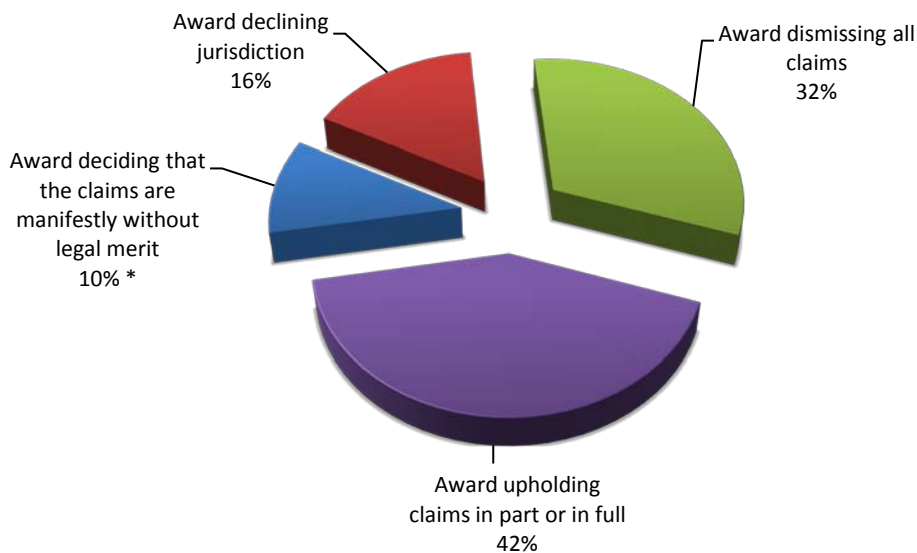


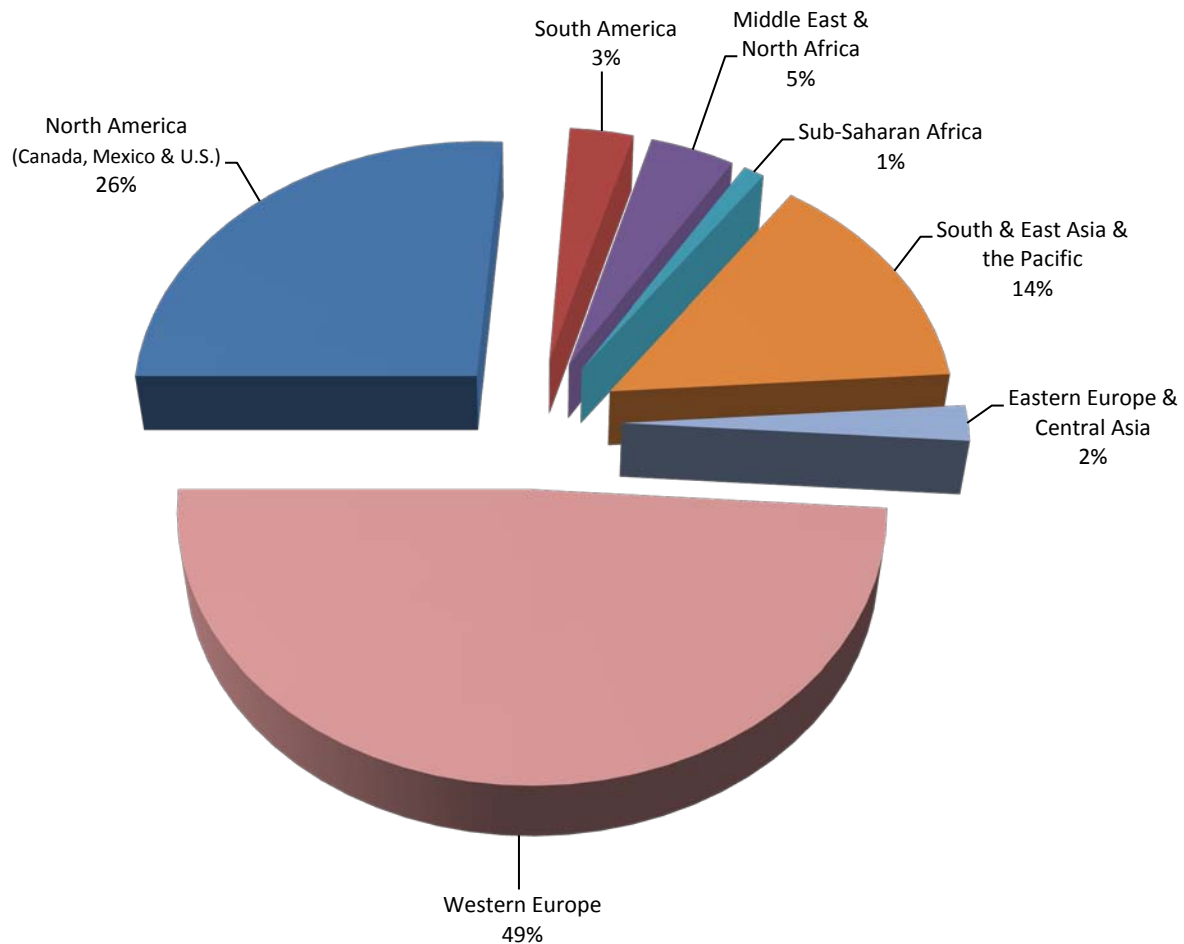
Chart 7: Disputes Decided by Arbitral Tribunals under the ICSID Convention and Additional Facility Rules in 2010 – Outcomes:



* Pursuant to ICSID Arbitration Rule 41(5) and Article 45(6) of the Arbitration (Additional Facility) Rules, as adopted by the ICSID Administrative Council in 2006, a party may at an early stage of the proceeding file an objection that a claim is manifestly without merit. If the Tribunal decides that the claims are manifestly without legal merit, it shall render an award to that effect.

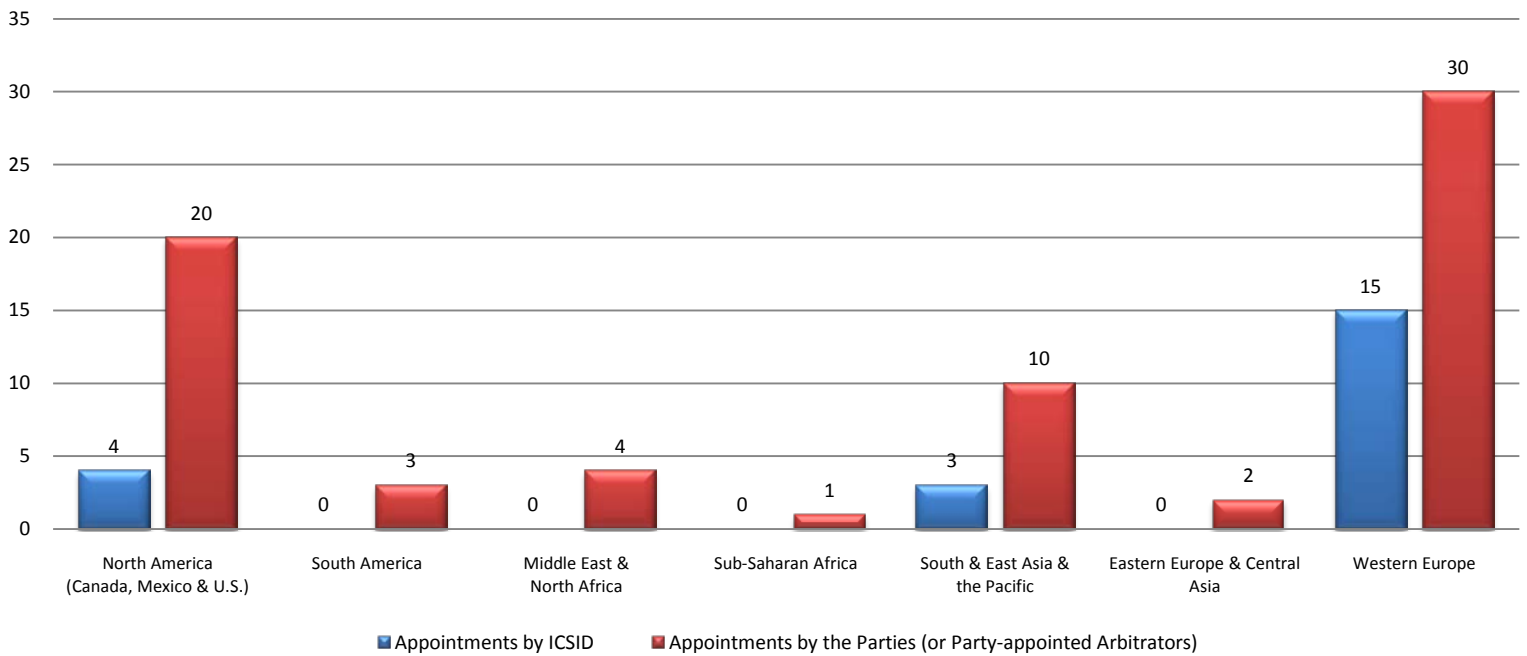
7. Arbitrators and *ad hoc* Committee Members Appointed in ICSID Cases in 2010

Chart 8: Arbitrators and *ad hoc* Committee Members Appointed in ICSID Cases in 2010 – Distribution of Appointments by Geographic Region*:



* The classification of the geographic regions above is based on the World Bank's regional system, available at <http://web.worldbank.org/WBSITE/EXTERNAL/COUNTRIES/0,,pagePK:180619~theSitePK:136917,00.html>, and also includes World Bank donor countries.

Chart 9: Arbitrators and *ad hoc* Committee Members Appointed in ICSID Cases in 2010 – Distribution of Appointments by ICSID and by the Parties (or Party-appointed Arbitrators) by Geographic Region*:



* The classification of the geographic regions above is based on the World Bank's regional system, available at <http://web.worldbank.org/WBSITE/EXTERNAL/COUNTRIES/0,,pagePK:180619~theSitePK:136917,00.html>, and also includes World Bank donor countries.

Chart 10: Nationality of Arbitrators and *ad hoc* Committee Members Appointed in ICSID Cases in 2010:

